

80x160cm LOOKBOOK


SCINTILLATING SURFACES,

BREATHTAKING AURA.



MADE IN INDIA
SINCE 1977


Simpolo[®]
ceramics



Designed exclusively for
'SPACERA' and 'LUMIERA' dealers' segments.

80x160cm LOOKBOOK

APPRECIATING THE PRECIOUS CHARM

Simpolo is a brand that believes in innovating and bringing art to life. The 80x160cm collection is yet another by-product of this belief. This collection reflects the modern architectural trend with a touch of classic elegance.

The 80x160cm collection is available in varied styles and shades. They are designed according to the shades of the spectrum from cold to warm making them the right choice for bringing your design imagination to reality.

APPLICATION AREAS



SCHOOL AND
COLLEGE



CORPORATE
OFFICE



HOTEL AND
RESTAURANT



OFFICE AND
LOUNGE



SPA AND
SALON



TOILET



RESIDENTIAL



BANK



HOSPITAL



CAFÉ



HIGH
GLOSSY

MATT

GLINT

THICKNESS - 9mm
SIZE - 80x160cm

ELEGANT STYLE, DIVERSE SURFACES.

The Simpolo tiles embellish a space with their glorious style and designs. These tiles are available with different types of surfaces like High Glossy, Matt and Glint. These different surfaces have many diverse benefits that make them suitable for various indoor and outdoor spaces. Their functionalities like scratch resistance, impact resistance or hygiene factor among many others make them the perfect fit for both residential and commercial spaces.

TECHNICAL FEATURES



RESISTANT TO
LIQUID



RESISTANT TO
SCRATCHES



EASY TO
CLEAN



HYGIENIC
SURFACE



CHEMICAL AND
STAIN RESISTANT



RESISTANT
TO HIGH
TEMPERATURE



IMPACT
RESISTANT




RESISTANT TO
UV RAYS



VARIANCE COLLECTION

Combination
Recommendation
by Our Designer

MICHELANGELO TRANQUIL 80x160cm



CARTEL DECOR 80x160cm



CARTEL GREY 80x160cm



Wall - Michelangelo Tranquil, Cartel Decor
Size - 80x160cm
Surface - High Glossy
Thickness - 9mm

Floor - Cartel Grey
Size - 80x160cm
Surface - High Glossy
Thickness - 9mm



VARIANCE COLLECTION

Combination
Recommendation
by Our Designer

STATUARIO ACUTE

80x160cm



LORENZO DOVE

80x160cm



Wall - Statuario Acute
Size - 80x160cm
Surface - High Glossy
Thickness - 9mm

Floor - Statuario Acute, Lorenzo Dove
Size - 80x160cm
Surface - High Glossy
Thickness - 9mm



Wall - Cartel White, Cartel Decor
Size - 80x160cm
Surface - High Glossy
Thickness - 9mm

Floor - Lorenzo Gris
Size - 80x160cm
Surface - High Glossy
Thickness - 9mm

VARIANCE COLLECTION

Combination
Recommendation
by Our Designer

CARTEL WHITE

80x160cm



LORENZO GRIS

80x160cm





Wall - Statuario Enfold
Size - 80x160cm
Surface - High Glossy
Thickness - 9mm

Floor - Burberry Gris, Lustrous Decor 1
Size - 80x160cm
Surface - High Glossy
Thickness - 9mm

LUSTROUS COLLECTION

Combination
Recommendation
by Our Designer

STATUARIO ENFOLD

80x160cm



LUSTROUS DECOR 1

80x160cm



BURBERRY GRIS

80x160cm





Wall - Silversummer Moon, Paradiso Gris
Size - 80x160cm
Surface - High Glossy
Thickness - 9mm

Floor - Paradiso Gris
Size - 80x160cm
Surface - High Glossy
Thickness - 9mm

LUSTROUS COLLECTION

SILVERSUMMER MOON

80x160cm



PARADISO GRIS

80x160cm



CARRARA DOVE

80x160cm





LUSTROUS COLLECTION

Combination
Recommendation
by Our Designer

STATUARIO EMINENCE

80x160cm



LUSTROUS DECOR 2

80x160cm



Wall - Statuario Eminence, Lustrous Decor 2
Size - 80x160cm
Surface - High Glossy
Thickness - 9mm

Floor - Statuario Eminence
Size - 80x160cm
Surface - High Glossy
Thickness - 9mm



Wall - Smoky cocoa
Size - 80x160cm
Surface - High Glossy
Thickness - 9mm

Floor - Smoky Beige, Mellow Decor 1
Size - 80x160cm
Surface - High Glossy
Thickness - 9mm

MELLOW COLLECTION

Combination
Recommendation
by Our Designer

SMOKY BEIGE

80x160cm



MELLOW DECOR 1

80x160cm



SMOKY COCOA

80x160cm





Wall - Burberry Beige, Mellow Decor 2
Size - 80x160cm
Surface - High Glossy
Thickness - 9mm

Floor - Silversummer Earth
Size - 80x160cm
Surface - High Glossy
Thickness - 9mm

MELLOW COLLECTION

Combination
Recommendation
by Our Designer

SILVERSUMMER EARTH

80x160cm



MELLOW DECOR 2

80x160cm



BURBERRY BEIGE

80x160cm





Wall - Melange Cream
Size - 80x160cm
Surface - High Glossy
Thickness - 9mm

Floor - Cartel Cream
Size - 80x160cm
Surface - High Glossy
Thickness - 9mm

MELLOW COLLECTION

Combination
Recommendation
by Our Designer

CARTEL CREAM

80x160cm



MELANGE CREAM

80x160cm





SOUL COLLECTION - MARBLE SERIES

Combination Recommendation by Our Designer

NOVELLE GRIS

120x240cm, 80x160cm, 120x120cm, 60x120cm



SOUL DECOR 1

80x160cm



SILVER ROOT

120x240cm 80x160cm, 120x120cm, 60x120cm



more faces available

Wall - Silver Root
Size - 80x160cm
Surface - High Glossy
Thickness - 9mm

Floor - Novelle Gris, Soul Decor 1
Size - 80x160cm
Surface - High Glossy
Thickness - 9mm



Wall - Black Marquina
Size - 120x240cm
Surface - High Glossy
Thickness - 9mm

Floor - Panda White
Size - 120x240cm
Surface - High Glossy
Thickness - 9mm

SOUL COLLECTION - MARBLE SERIES

Combination
Recommendation
by Our Designer

BLACK MARQUINA 120x240cm, 80x160cm, 120x120cm, 60x120cm



PANDA WHITE 120x240cm, 80x160cm, 120x120cm, 60x120cm





Floor - Carrara Neo
Size - 120x240cm
Surface - High Glossy
Thickness - 9mm

more faces available

SOUL COLLECTION - MARBLE SERIES

Combination
Recommendation
by Our Designer

BLACK BEAUTY

80x160cm



CARRARA NEO

120x240cm, 80x160cm, 120x120cm, 60x120cm





Wall - Rosso colleman
Size - 80x160cm
Surface - High Glossy
Thickness - 9mm

Floor - Novelle Crema
Size - 80x160cm
Surface - High Glossy
Thickness - 9mm

more faces available

ARMONIA COLLECTION - MARBLE SERIES

NOVELLE CREMA 120x240cm, 80x160cm, 120x120cm, 60x120cm



CREMA MARFIL 120x240cm, 80x160cm, 120x120cm, 60x120cm





Wall - Havana Brown
Size - 80x160cm
Surface - High Glossy
Thickness - 9mm

Floor - Bottochino Caldo
Size - 80x80cm
Surface - High Glossy
Thickness - 9mm

Floor - Armonia Decor 1
Size - 80x160cm
Surface - High Glossy
Thickness - 9mm

ARMONIA COLLECTION - MARBLE SERIES



BOTTOCHINO CALDO

120x240cm, 80x160cm,
120x120cm, 60x120cm



ARMONIA DECOR 1

80x160cm





Wall - Morden Statuario
Size - 80x160cm
Surface - High Glossy
Thickness - 9mm
Face - Random

Floor - Morden Statuario
Size - 80x160cm
Surface - High Glossy
Thickness - 9mm
Face - Random

SCS MARBLE COLLECTION

EMPERADOR ASH

80x160cm, 120x120cm



MODERN STATUARIO

80x160cm



ARMANI GREY

80x160cm, 120x120cm





Floor - Diano Pearl
Size - 80x160cm
Surface - High Glossy
Thickness - 9mm
Face - Random

SCS MARBLE COLLECTION

FOREVER BEIGE

80x160cm



DIANO PEARL

80x160cm



DYNO ROYAL

80x160cm, 120x120cm





SCS MARBLE COLLECTION

AURORA LIGHT

80x160cm



BRESCIA SEEMLESS

80x160cm, 120x120cm



Wall - Aurora Light
Size - 80x160cm
Surface - High Glossy
Thickness - 9mm
Face - Random

Floor - Aurora Light
Size - 80x160cm
Surface - High Glossy
Thickness - 9mm
Face - Random



Wall - Crema Dinova
Size - 80x160cm
Surface - High Glossy
Thickness - 9mm
Face - Random

Floor - Crema Dinova
Size - 80x160cm
Surface - High Glossy
Thickness - 9mm
Face - Random

SCS MARBLE COLLECTION

ICE DINOVA

80x160cm, 120x120cm



CREMA DINOVA

80x160cm, 120x120cm





Floor - Silver Root Bookmatch
Size - 80x160cm
Surface - High Glossy
Thickness - 9mm

SOUL COLLECTION - BOOKMATCH SERIES

SILVER ROOT BOOKMATCH

80x160cm



A

B



Floor - Carrara Neo Bookmatch
Size - 80x160cm
Surface - High Glossy
Thickness - 9mm

SOUL COLLECTION - BOOKMATCH SERIES

CARRARA NEO BOOKMATCH

80x160cm



A

B



Floor - BLUE BRESCIA BOOKMATCH
Size - 80x160cm
Surface - High Glossy
Thickness - 9mm
Face - A + B

SCS MARBLE COLLECTION

BLUE BRESCIA BOOKMATCH

80x160cm,
120x120cm



B

A

WHITE

80x160cm



IVORY

80x160cm



more faces available

Wall - Vecchia Vernice White Decor
Size - 80x160cm
Surface - Glint
Thickness - 9mm

Floor - Pozzolana Gris
Size - 80x160cm
Surface - Glint
Thickness - 9mm



Wall - POZZOLANA GRIS
Size - 80x160cm
Surface - Matt
Thickness - 9mm
Face - Random

Floor - POZZOLANA GRIS
Size - 80x160cm
Surface - Matt
Thickness - 9mm
Face - Random

SCS CONCRETE COLLECTION


 Combination
 Recommendation
 by Our Designer

POZZOLANA SMOKE

80x160cm, 120x120cm



POZZOLANA GRIS

80x160cm, 120x120cm



POZZOLANA NERO

80x160cm, 120x120cm





Floor - Pozzolana Tobacco
Size - 80x160cm
Surface - Matt
Thickness - 9mm
Face - Random

SCS CONCRETE COLLECTION

Combination
Recommendation
by Our Designer

POZZOLANA CREMA

80x160cm, 120x120cm



POZZOLANA BURLY

80x160cm, 120x120cm



POZZOLANA TOBACCO

80x160cm, 120x120cm





Wall - Wood Camel
Size - 120x240cm
Surface - Matt
Thickness - 9mm


Floor - Concrete Camel
Size - 120x120cm
Surface - Matt
Thickness - 9mm

Floor - Teakwood Strip
Size - 20x120cm
Surface - Matt
Thickness - 9mm

INTEGRITY COLLECTION

Combination
Recommendation
by Our Designer

CONCRETE CAMEL 120x240cm, 80x160cm, 120x120cm, 60x120cm



WOOD CAMEL 120x240cm, 80x160cm, 60x120cm






Wall - Wood Taupe
Size - 60x120cm
Surface - Matt
Thickness - 9mm

Floor - Concrete Taupe
Size - 60x120cm
Surface - Matt
Thickness - 9mm

INTEGRITY COLLECTION

Combination
Recommendation
by Our Designer

CONCRETE TAUPE 120x240cm, 80x160cm, 120x120cm, 60x120cm



WOOD TAUPE 120x240cm, 80x160cm, 60x120cm





INTEGRITY COLLECTION

Combination
Recommendation
by Our Designer

CONCRETE BONE 120x240cm, 80x160cm, 120x120cm, 60x120cm



WOOD BONE 120x240cm, 80x160cm, 60x120cm



more faces available

Wall - Wood Bone
Size - 120x240cm
Surface - Matt
Thickness - 9mm

Floor - Concrete Bone
Size - 80x160cm
Surface - Matt
Thickness - 9mm



Wall - Wood Charcoal
Size - 120x240cm
Surface - Matt
Thickness - 9mm

Floor - Concrete Charcoal
Size - 120x240cm
Surface - Matt
Thickness - 9mm

more faces available

INTEGRITY COLLECTION

Combination
Recommendation
by Our Designer

CONCRETE CHARCOAL

120x240cm, 80x160cm,
120x120cm, 60x120cm



WOOD CHARCOAL

120x240cm, 80x160cm, 60x120cm





Floor - Sequila Brown
Size - 20x160cm
Surface - Matt
Thickness - 9mm
Face - Random

SCS WOODS COLLECTION

SEQUILA ONICATA

20x160cm



SEQUILA BROWN

20x160cm



COMMONLY AFFECTED

STAINS GUIDANCE

For highly aggressive cleaning caused by some common food and substances, follow the table below.

| SR. NO. | SUBSTANCES | NANO TREATED SURFACE | REGULAR SURFACE |
|--|-----------------------|--------------------------|---|
| A. DOMESTIC AREA | | | |
| 1 | GREEN VEGETABLE STAIN | WET COTTON CLOTH | MILD DETERGENT |
| 2 | FRUIT STAIN | WET COTTON CLOTH | MILD DETERGENT |
| 3 | DAL-SAMBHAR | WET COTTON CLOTH | CITRIC ACID/NIMBU |
| 4 | CURRY | WET COTTON CLOTH | CITRIC ACID/NIMBU |
| 5 | TOMATO SAUCE | WET COTTON CLOTH | CITRIC ACID/NIMBU |
| 6 | SOYA SAUCE | WET COTTON CLOTH | MILD DETERGENT/CITRIC ACID/NIMBU |
| 7 | EDIBLE OIL | WET COTTON CLOTH | BAKING SODA/MILD DETERGENT/ACETONE#/TURPENTINE# |
| 8 | SINDUR OIL MIX | WET COTTON CLOTH | BAKING SODA/MILD DETERGENT/ACETONE#/TURPENTINE# |
| 9 | GHEE | WET COTTON CLOTH | BAKING SODA/MILD DETERGENT/ACETONE#/TURPENTINE# |
| 10 | COLD DRINKS | WET COTTON CLOTH | MILD DETERGENT/HOUSEHOLD CLEANER |
| 11 | TEA | WET COTTON CLOTH | MILD DETERGENT/HOUSEHOLD CLEANER/STRONG ALKALINE SOLUTION |
| 12 | COFFEE | WET COTTON CLOTH | MILD DETERGENT/HOUSEHOLD CLEANER/STRONG ALKALINE SOLUTION |
| 13 | WAX | WET COTTON CLOTH | PAINT REMOVER |
| 14 | LEAD PENCIL | WET COTTON CLOTH | PLAIN WATER/HYDROCHLORIC ACID |
| 15 | SKETCH PEN | WET COTTON CLOTH | HOUSEHOLD DETERGENT |
| 16 | NORMAL COLOUR PENCIL | WET COTTON CLOTH | HOUSEHOLD DETERGENT |
| 17 | WAX PENCIL | WET COTTON CLOTH | PAINT REMOVER |
| 18 | WATER COLOUR | WET COTTON CLOTH | PLAIN WATER |
| 19 | MARKER | WET COTTON CLOTH | DILUTE SULPHURIC ACID#/TOLUENE#/XYLENE# |
| 20 | NAIL POLISH | NAIL POLISH REMOVER | NAIL POLISH REMOVER |
| 21 | SHOE POLISH LIQUID | WET COTTON CLOTH | HOUSEHOLD DETERGENT |
| 22 | CHERRY SHOE POLISH | WET COTTON CLOTH | WET COTTON CLOTH |
| 23 | HAIR DYE | DILUTE NITRIC ACID | DILUTE NITRIC ACID |
| 24 | HAIR MEHENDI | DILUTE HYDROCHLORIC ACID | DILUTE HYDROCHLORIC ACID |
| 25 | LIPSTICKS | WET COTTON CLOTH | HYDROGEN PEROXIDE/HOUSEHOLD CLEANER |
| 26 | BLUE INK | WET COTTON CLOTH | ACETONE#/TURPENTINE#/TRICHLOROETHYLENE# |
| 27 | BLACK INK | WET COTTON CLOTH | ACETONE#/TURPENTINE#/TRICHLOROETHYLENE# |
| 28 | HAND MEHENDI | WET COTTON CLOTH | DILUTE HYDROCHLORIC ACID |
| 29 | TURMERIC | WET COTTON CLOTH | MILD DETERGENT |
| 30 | GLUE | WET COTTON CLOTH | ACETONE#/TURPENTINE# |
| 31 | UJALA | WET COTTON CLOTH | ACETONE#/TURPENTINE#/TRICHLOROETHYLENE# |
| 32 | TOMATO KETCHUP | WET COTTON CLOTH | CITRIC ACID/NIMBU |
| 33 | OLIVE OIL | WET COTTON CLOTH | BAKING SODA/MILD DETERGENT/ACETONE#/TURPENTINE# |
| 34 | MUSTARD OIL | WET COTTON CLOTH | BAKING SODA/MILD DETERGENT/ACETONE#/TURPENTINE# |
| B. HOTEL/FAST FOOD/CAFÉ HOUSE ETC | | | |
| 1 | DAL | WET COTTON CLOTH | CITRIC ACID/NIMBU |
| 2 | CURRY | WET COTTON CLOTH | CITRIC ACID/NIMBU |
| 3 | TURMERIC | WET COTTON CLOTH | MILD DETERGENT |
| 4 | CHILLI | WET COTTON CLOTH | MILD DETERGENT |
| 5 | EDIBLE OIL | WET COTTON CLOTH | BAKING SODA/MILD DETERGENT/ACETONE#/TURPENTINE# |
| 6 | PICKLE | WET COTTON CLOTH | CITRIC ACID/NIMBU |
| 7 | TOMATO SAUCE | WET COTTON CLOTH | CITRIC ACID/NIMBU |
| 8 | CHILLI SAUCE | WET COTTON CLOTH | BAKING SODA/MILD DETERGENT |
| 9 | SOYA SAUCE | WET COTTON CLOTH | MILD DETERGENT/CITRIC ACID/NIMBU |
| 10 | COLD DRINKS | WET COTTON CLOTH | MILD DETERGENT |
| 11 | FRUIT STAIN | WET COTTON CLOTH | MILD DETERGENT |
| 12 | WINE/ALCOHOL | WET COTTON CLOTH | MILD DETERGENT |
| 13 | TEA | WET COTTON CLOTH | MILD DETERGENT/HOUSEHOLD CLEANER |
| 14 | COFFEE | WET COTTON CLOTH | MILD DETERGENT/HOUSEHOLD CLEANER |
| 15 | ICE CREAM | WET COTTON CLOTH | MILD DETERGENT/HOUSEHOLD CLEANER |
| 16 | CIGARETTE END | WET COTTON CLOTH | HYDROCHLORIC ACID |

| SR. NO. | SUBSTANCES | NANO TREATED SURFACE | REGULAR SURFACE |
|-------------------------|-----------------------|----------------------|--|
| A. DOMESTIC AREA | | | |
| 1 | PAINT | WET COTTON CLOTH | PAINT REMOVER/METHYLE ETHYL KETONE#/TOLUENE# |
| 2 | EPOXY/RESIN | WET COTTON CLOTH | TRICHLOROETHYLENE#/DICHLORO METHANE# |
| 3 | GLUE | WET COTTON CLOTH | ACETONE#/TURPENTINE# |
| 4 | RUST | WET COTTON CLOTH | HYDROCHLORIC ACID |
| 5 | TAR | WET COTTON CLOTH | TRICHLOROETHYLENE#/METHYLE ETHYL KETONE# |
| 6 | TYRE MARK | WET COTTON CLOTH | METHYLE ETHYL KETONE# |
| 7 | CEMENT | WET COTTON CLOTH | HYDROCHLORIC ACID |
| 8 | BLOOD | WET COTTON CLOTH | DILUTE NITRIC ACID |
| 9 | GREASE | WET COTTON CLOTH | DETERGENT |
| 10 | MOBIL OIL | WET COTTON CLOTH | DETERGENT |
| 11 | METHYLENE BLUE | WET COTTON CLOTH | PHOSPHORIC ACID#/HYDROCHLORIC ACID |
| 12 | IODINE | WET COTTON CLOTH | HYDROCHLORIC ACID |
| 13 | RED AGENT | WET COTTON CLOTH | WET COTTON CLOTH |
| 14 | GREEN AGENT | WET COTTON CLOTH | WET COTTON CLOTH |
| 15 | POTASSIUM PARMANGANET | WET COTTON CLOTH | HYDROCHLORIC ACID |
| 16 | VARNISH | WET COTTON CLOTH | ACETONE#/TURPENTINE# |



SINTERING TECHNOLOGY

The latest Sintering Technology is capable of reaching very high temperatures up to 1225°C and above. Therefore the technical characteristics of ceramics are strengthened and amplified. The resultant product has high strength with certain amount of elastic flexibility.



IMPACT RESISTANCE

This material has incredible strength, MOR is 40N/mm² (granite is 13.8N/mm²), breaking strength 2000N (at least 30% to 40% better than granite) and an impact resistance of 0.55.



ZERO WATER ABSORPTION (> 0.06%)

The sintering at exceptionally high temperatures renders the product resistant to scratching, staining and fading because of its near zero water absorption (>0.06%) whereas in case of granite, it is 0.15%.



STAIN RESISTANT

Low porosity makes these sintered surfaces impervious to harsh chemicals like bleach, hydrochloric acid and other cleaning agents. Sintered slabs are able to withstand extreme heat and can be spray painted with no irreversible damage to the material.

INSTALLATION PROCESS

FOR 180x160cm



HANDLING

- To prevent breakage, we recommend to keep all Large Format Tiles in their original packaging during handling.
- Tiles measuring 60x120 cm or less can be handled by hand.
- To handle Large Format Tiles, we recommend to use lifting tools with a sufficient load capacity.
- The use of forklift is recommended; however, it has to be equipped with following fork details:

- Minimum length of 1.2 m if the crates are handled resting on the long side.
- Minimum length of 2.1 m if the crates are handled resting on the short side.
- It is recommended that you handle the A Frame individually.



CUTTING

- When cutting Large Format Tiles, we recommend to use professional dry cutters. Using other tools may lead to uneven cuts or breakage of the material.

It is recommended to check the cutter blade before any cut. A damaged blade increases the risk of damage.



BACKGROUND / BASE / SCREED

- Prepare a screed with a perfectly flat, dry, compact, dust-free surface, with no cracks or other visible damage. The ideal height difference should be no more than 3 mm, measured using a 2 m spirit level.
- In case of slightly cracked or non-solid screed, it is recommended to use a crack preventing mat between substrate & slab. Screed should have suitable

hardness and mechanical resistance to stresses due to the final uses. It should be prepared using perimeter bands & all structural expansion joints as necessary.

- It should be according to BS 8204-1-2003 or DIN 18560 standards.



LAYING WITH ADHESIVES

- We recommend laying with this technique, which should be carried out by suitably qualified workers with appropriate equipment.
- While choosing the adhesive, we recommend you to bear in mind the following: type of Large Format Tiles (group to which they belong and size), type of surface to be tiled and intended use of room.
- Adhesive should be applied on the floor as well as on backside of tiles with 3-4 mm thickness.
- To make corrections, we recommend you to check the material before the adhesive dries.
- Adhesive will vary depending on the surface so follow manufacturer recommendation. Cementitious Adhesive (C2 Category - C2TES1) is recommended.
- Apply the adhesive onto the back of the slab with a 3 mm trowel and should be well distributed on corners & edges.

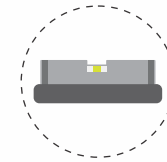
- It must be spread over in one direction only. Ideally it should be spread towards shortest direction of the tile.
- Spread the adhesive for one tile (pc) onto the floor substrate using a 15mm U-notch or a 10mm V-notch trowel and following the same direction as previously applied to the back of the slab. Adhesive should have 100% contact with tiles/substrate to avoid hollow sounding.
- It is recommended to start from the centre of the slabs and then move towards the edges.
- Tap the slab with a rubber mallet for a complete fixing ensuring the air is expelled.
- It is recommended to handle slabs with appropriate equipment.



JOINTS

- Deciding where to position the joints is also a part of the work which should be entrusted to qualified workers.
- The joints must be positioned:
 - on structural connections (structural joints)
 - Between the wall and the floor (perimeter joints)
 - Between one tile and another (laying joints or gaps)
 - Between tiles and other materials (e.g. pairings between ceramic, linoleum, or wood).

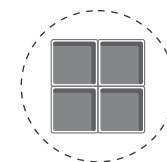
- A 2 mm joint spacer is suggested for all sizes.
- For Large Format Tiles, a 2 mm joint is strongly recommended, as well as proper positioning of spacers on floor sides.
- With help of 2 mm spacer & thanks to a 08 caliber (meaning that a 120x240 cm minimal size actually measures 119.8x239.8 cm), different sized tiles can be used within a single floor pattern, while still achieving perfect laying.



USE OF TILE LEVELLING SYSTEM DURING THE INSTALLATION

- For optimum surface performances, it is strongly recommended to use a tile levelling system.

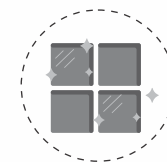
- This solution also acts as a spacer for joints, thus contributing to make the installation more accurate.



GROUTING

- We recommend you to use grout with the same colour as the product.
- We recommend you to wait for the adhesive to dry completely before grouting the joints.
- We also advise you to ensure there is no adhesive or dust in the joints.
- Apply the grout using rubber trowel.
- Both cement & epoxy grout can be used. It is not recommended to use grouting with coloured pigments in contrast with colour of tiles.
- We recommend you to grout no more than 4-5 square metres of tiling at a time. This applies in particular when laying textured, non-slip and polished tiles.

- You are advised to remove all excess grout from the tile surface while the grout is still wet, working in diagonal movements. This applies in particular to tiles laid in outdoor areas.
- Use a damp sponge and perfectly clean water to thoroughly clean the entire tiled surface and the joints.
- We then recommend that you dry the surface with a damp cloth.
- Considering how quickly epoxy grouts set, if these are used, we recommend you to clean the excess grout immediately with a sponge and plenty of water.
- On the day after grouting, you should give the laid tiles a second cleaning with alkaline detergents.



CLEANING AFTER LAYING

- Thorough initial cleaning is essential to ensure the tiles a long-lasting appearance over time. It should not be carried out until at least 4 to 5 days after laying and grouting but no later than 10 days afterwards.
- For washing, we advise you to use an acid-based product, diluted according to the instructions provided by the manufacturer. However, we advise against the use of products containing hydrofluoric acid or derivatives thereof.
- It is a good idea to use a piece of unlaied tile, or a hidden part of the laid tiles, to check the resistance of the ceramic surface to the acid. This applies in particular when laying honed or polished tiles.

- When you start washing, it is worthwhile soaking the tiled surface first of all, focusing in particular on the joints. The acid solution must be left to work for no more than two minutes and must never be left to dry.
- To remove the acid solution, one of the following methods should be used: single-brush machine equipped with a non-abrasive disc, a wet vacuum, or washing by hand. After removing the solution, we recommend you rinse the tiled surface thoroughly.
- In the event that machines are used, we suggest that you finish the job by hand in the harder to reach spots, such as the corners of the walls.



ORDINARY CLEANING AND CARE OF SURFACES

- For ordinary cleaning, simply wash with warm water and cloths and/or soft sponges. If necessary, neutral detergents can also be used. If you have non-neutral detergents, remember to test their effects on a piece of an unlaied tile or on a hidden part of the tiled surface.
- Abrasive cleaners should not be used on glossy and/or polished tiles; this kind of detergent can be used on tiles with matt surfaces though; in the event, you should still test the effects on a piece of an unlaied tile or on a hidden part of the tiled surface.
- We also advise against the use of soaps, waxes, or rinse aids.

- To remove traces of grease or oil on the surfaces, we suggest you use detergents with organic or alkaline solvents (pH< 9), rinsing properly at the end.
- In large areas, appropriate industrial washer-dryers can be used, taking care to finish off drying by hand where necessary.
- Abrasive tools (such as metal pads or rigid brushes) should not be used on tiled surfaces.
- After installation of the floor, it should be properly covered with suitable material in order to prevent tiles from damage or scratches because of on-site processing. It is also important not to drag heavy objects across the surface to avoid scratches.

OUR REPRESENTATIVE

KAKINADA

OME AGENCIES
#69-12-29/1, Near Spancer S,
Pithapuram Road,
Kakinada - 533 005.
Mob.: +91 95533 00022

KALABURAGI

SIMPOLO
S B Patil Nagar,
Chandrakant Patil School Area,
Sedam Main Road, Kalaburagi - 585 105
Mob.: +91 89709 41000

KOLKATA

SIMPOLO GALLERY
Ground Floor, D.B.52,
Salt Lake City, Sector 1,
Kolkata - 700 064.
Mob.: +91 90733 53728

NAGAUR

WELCOME TILES AND SANITARY
Basni Road, Nagaur - 341 001,
Rajasthan
Mob.: +91 97840 32045, 988758 7715

NAGPUR

NATURAL CERAMIC
Municipal House 3163/a/388,
Hiwari Nagar Layout, Nagpur,
Maharashtra - 440 008.
Mob.: +91 73878 37332, +91 94236 80788

PUNE

SRI PARAM MARKETING
Vasant Vastu, Ground Floor,
Near Saubhagya Mangal Karyalay,
Near City International School,
Maharshi Nagar, Pune - 37,
Mob.: +91 90280 11200 / 300

PALAKKAD

M/S. K A V. SHAIK ROWTHER
31/671 Market Road,
Palakkad - 678 014,
Kerala.
Tele.: +91 491 2502301, 2537771

REWA

SANJAY TILES HOUSE
Opp. New Bus stand,
Near uppal, Motors, NH-7,
Rewa - 123 401, Madhya Pradesh
Mob.: +91 98270 76504

SATNA

MAHALAXMI TILES
Gandhi Chowk,
Satna. (M.P.)
Mob.: +91 94247 62988

SURAT

SIMPOLO GALLERY
105-106, 1st Floor, Sapphire Business Hub,
Opp. Green Arcade,
Madhuvan Circle to Green City Road,
L.P. Savani Road, Pal. Adajan, Surat - 395 009
Mob.: +91 99796 18009, Tele.: +91 261 2760787

THRISSUR

CLASSIC SANITARY EMPORIUM
Br. Classic Buildware,
11/ 479-A, Kolothumpady,
Irinjalakuda, Thrissur, Kerala.
Mob.: +91 98472 10693

TRIVANDRUM

TARA SANITARY WARES AND TILES
Goodwill Tower, Pattom Plamoodu Road,
Pattom, Trivandrum, Kerala - 695 004.
Mob.: +91 94470 55212

KOLHAPUR

CHANDWANI CERAMIC
Opp. Hotel Shivtara,
Kolhapur Sangli Road
Shrioli Plot No.65/6, Shrioli.
Mob.: +91 98220 42900

KOTA

AASHIYANA
285 Cm Tower Shopping Center,
Kota 324007, Rajasthan
Mob.: +91 98299 99937

MIRZAPUR

SIMPOLO GALLERY
Beltor.Mirzapur - 231 001, (UP)
Mob.: 99195 66556

NASHIK

THE CERAMIC STUDIO
Shop No.18, Business Bay,
Shrihari Kute Marg, Tidke Colony,
Mumbai Naka, Nashik - 422 002.
Mob.: +91 88477 88888

NOIDA

SIMPOLO VITRIFIED PVT .LTD
H.139, First Floor,
Sector-63 Noida,
Uttar Pradesh - 201 301
Tele.: +91 72270 21894

PUNE

STONE CAPITAL BY BHIKSHU GRANMART LLP
Mula Road, Khadki, Pune,
Maharashtra - 411 003
Mob.: +91 96076 30707

RAIPUR

HOME STYLE & DECOR PVT. LTD.
Beside NH MMI Hospital,
Opp. Maruti Heritage, Dhamtari Road,
Raipur - 492 001 (C.G.)
Mob.: +91 98266 41666

RAJKOT

SIMPOLO GALLERY
Govardhan Sociely, Opp. Hill Burg App.,
Near Golden Super Market,
Vidhyakunj Main Road, Rajkot.
Mob.: +91 78744 74448

SANGAMNER

CERAMIC CENTER
Opp. Barf Karkhana,
Mathurabai Nagar, Kasara Dumala,
Akola Road, Sangamner. (M.H.)
Mob.: +91 95616 13633

SILIGURI

S.S. SANITATION
Mittal Square, 2nd Floor,
Opp. Anandaloke Nursing Home,
Sevoke Road, Siliguri - 734001 (W.B)
Mob.: +91 94340 27755

TRICHY

AVTHAR CERAMICS
No.1, New Chilan Nagar,
Trichy to Chennai bye pass. Road
Trichy - 2.
Mob.: +91 75400 00186

KARAD

HINDUSTAN TRADERS
Bail Bazaar Road,
Pin Code:415110,Karad
Mob.: +91 9422606241

KAITHAL

CHAUDHARY SANITARY & TILES
Cheeka Road,Bye Pass
Kaithal - 136 027
Mob.: 99921 11033

MUMBAI

SIMPOLO GALLERY
Unit No.: 203, 2nd Floor, Morya Land Mark 2,
Near Infinity Mall, Link Road,
Andheri (W), Mumbai - 400 053
Tele.: +91 22 40167131

NEEMUCH

CAPTAIN TILES CENTER
425, Scheme No. 36-A, Opp. Collector Office,
Neemuch, Madhyapradesh.
Mob.: +91 98980 60635
Email: captaintiles@yahoo.in

NEPAL

JJ MARBLE HOUSE
G.P.O Box No. 56,
14/389, Tokha Road,
Kathmandu, Nepal.
Tele.: +977 14381218

PANIPAT

SHREE GOPAL MARBLE AND GRANITE
Marble Market,Ugra Kheri,Sanoli Road,
Panipat - 132 103, Haryana
Mob.: 98964 15757

RANCHI

PINK CITY MARBLE
Piska More, Ratu Road,
Ranchi - 834 005.
Mob.: +91 94313 51883, +91 94311 70475

SANGLI

VARDHMAN ENTERPRISE
213, Sangli Kolhapur Road,
Opp. Hyundai Showroom, Sangli-Ankali.
Tele.: +91 9011093586 /87/88
Mob.: +91 9623962387.

SIRSA

Deepak Marbles
Suratgari Bazar,
Sirsa.
Mob.: +91 98961 00032

TIRUPUR

KAILAS TRADERS
4/193(1), Bharathi Nagar,
Veerapapandi (po), Palladam Road,
Tirupur - 641 605.
Mob.: +91 98941 34340

TRICHY

SHRI RANGA AGENCIES
Shri Ranga Towers,
No. 9, Royal Road,
Cantonment, Trichy.
Tele.: +91 431 2415751

AMRITSAR +91 72280 10183
AGRA +91 63535 33560
AHMEDABAD +91 74348 51106
AURANGABAD +91 93268 99024
BHATINDA +91 85951 97548
BANGALORE +91 93411 69424
BARODA +91 95120 33222
BHOPAL +91 93030 23222
BHUBANESWAR +91 99256 23322
BHUJ +91 97252 40551
BIKANER +91 74348 51099
BILASPUR +91 95222 23979
CHANDIGARH +91 99889 44733
CALICUT +91 75748 62674
COCHIN +91 93493 39938
CHENNAI +91 70944 74180
COIMBATORE +91 70944 74183
DELHI (N/W) +91 74348 51091
DELHI (S/E) +91 72530 82929
DEHRADUN +91 75748 62986
GURGAON +91 99533 50368

GUWAHATI +91 74348 51076
GHAZIABAD +91 72270 38862
GWALIOR +91 85179 74222
GOA +91 93702 84099
HIMACHAL +91 74348 51096
HISAR +91 72270 21895
HARYANA +91 93151 11717
HALDWANI +91 93586 66607
HARIDWAR +91 75748 62729
HUBLI +91 93411 69424
INDORE +91 93000 97056
JMMU & KASHMIR +91 94191 21401
JALANDHAR +91 93570 32211
JABALPUR +91 93298 27222
JAIPUR +91 74348 51098
JODHPUR +91 77425 25242
KARNAL +91 75748 62785
KOLKATA +91 90733 53728
KANPUR +91 74348 51095
KANNUR/KASARGO +91 93493 39938
KOTTAYAM +91 93493 39938

KOLAHAPUR +91 93260 08009
LUCKNOW +91 93369 95222
LUDHIANA +91 99888 06328
MANGALORE +91 93411 69424
MORBI +91 99980 23914
MUMBAI +91 93734 64006
NASIK +91 95791 54555
NAGPUR +91 93734 64002
PUNE +91 93734 64009
PATNA +91 63535 33565
ROHTAK +91 72530 92929
RANCHI +91 73600 66903
RAIPUR +91 95222 23980
RAJKOT +91 99980 23910
SURAT +91 99980 23915
SILIGURI +91 90733 53733
TRISSUR +91 93493 39938
TIRUNELVELI +91 70944 74181
UDAIPUR +91 74348 51100
VIJAYAWADA +91 93466 08791
VISAKAPATNAM +91 93966 35554

CUSTOMER CARE: Toll Free: 1800 233 2223 | Cell: +91 75748 62982 / 83 | Email: customercare@simpolo.net

TILES & SANITARYWARE



Simpolo Vitrified Private Limited

Old Ghuntu Road, MORBI - 363 642. Gujarat, INDIA
Tele.: +91 2822 241622, E-mail: customercare@simpolo.net

MUMBAI

Simpolo Gallery, Unit No.: 203, 2nd Floor, Morya Land Mark 2, Link Road, Andheri (W), Mumbai - 400 053.
Tele.: +91 22 40167131, E-mail: mumbai@simpolo.net

AHMEDABAD

First Floor, 103, Sumel - 2, Near Gurudwara, S. G. Highway, Bodakdev, Ahmedabad - 380 054.
Tele.: +91 79 400 37222, +91 79 400 52220, E-mail: ahmedabad@simpolo.net

DELHI

H-139, First Floor, Sector-63, Noida - 201 301, Uttar Pradesh.
Mob.: +91 93103 90046, E-mail: delhi@simpolo.net

COCHIN

33/2380 A-A1 NH Bypass, Vysali Bus Stop, Chakkaraparambu, Cochin - 682 032.
Mob.: +91 93493 39938, Fax: +91 4844 037118, E-mail: cochin@simpolo.net

KOLKATA

Ground Floor, DB - 52, Salt Lake City, Sector 1, Kolkata - 700 064. (W.B.)
Mob.: +91 90733 53728, E-mail: kolkata@simpolo.net