

SOUL™

COLLECTION - 2019



Simpolo Vitrified Pvt. Ltd.

Old Ghuntu Road, MORBI - 363 642. Gujarat, INDIA.
Tele.: +91 2822 242122, 241622, 243622, Fax: +91 2822 243122, E-mail: tiles@simpolo.net

MUMBAI

Simpolo Gallery, Unit No.: 203, 2nd Floor, Morya Land Mark 2, Link Road, Andheri (W), Mumbai - 400 053.
Tele.: +91 22 40167131, E-mail: mumbai@simpolo.net

AHMEDABAD

First Floor, 103, Sumel - 2, Near Gurudwara, S. G. Highway, Bodakdev, Ahmedabad - 380 054.
Tele.: +91 79 40037222, +91 79 40052220, E-mail: ahmedabad@simpolo.net

DELHI

Simpolo House, C-1, South City-1, Gurgaon - 122 001. Haryana.
Tele.: +91 124 4278820, E-mail: delhi@simpolo.net

COCHIN

33/2380 A-A1 NH Bypass, Vysali Bus Stop, Chakkaparambu, Cochin - 682 032.
Mob.: +91 9349339938, Fax: +91 4844037118, E-mail: cochin@simpolo.net

KOLKATA

Ground Floor, DB - 52, Salt Lake City, Sector 1, Kolkata - 700 064. (W.B.)
Mob.: +91 90733 53728, E-mail: kolkata@simpolo.net

www.simpolo.net | Toll Free No.: 1800-233-2223





SOULTM
COLLECTION - 2019


**WEAVING SERENITY
INTO LIVING SPACES**

With serenity peace and calm around in this collection creates spaces which are so classic, yet contemporary, transcending time in a play of aesthetics with universal appeal.

Inspired with the interplay of night sky with various facets of Moon the six different colours in hues of black to grey to white create a Cool elegance with an inseparable link between aesthetics and architecture through this collection.

Our exploration

At Simpolo, Our source of inspiration is often nurtured by travelling and exploring through the wonders of the land. It is there that we find the essence of our inspiration. This new collection unites depth and simplicity, naturalness and mysticism, density and exquisite. The memories of the exploration becomes an ode to the beauty in any of the spaces. Because when nature speaks, spaces transform themselves into the life which we dream of.



2 surfaces



Silk Polish

2 sizes



120x240cm
1198x2398mm




80x160cm
798x1598mm



High Glossy

6 sizes

THICKNESS : 9 mm




120x240cm
1198x2398mm




120x120cm
1198x1198mm



60x120cm
600x1200mm




80x240cm
798x2398mm



80x160cm
798x1598mm



80x80cm
798x798mm



Silver Root

The Silver Root marble or stone reawakens the wild features of the decoration. A material that distinguish itself for its deep balance between the innovative and the classic. A material designed to transform any environment into aesthetic expressiveness.



Wall

Novelle Gris
_Size : 80x240cm / 798x2398mm

Floor

Silver Root
_Size : 80x240cm / 798x2398mm

more faces available



Soul collection

THICKNESS : 9 mm

SURFACE : High Glossy

Soul collection

Bookmatch

Floor

Silver Root Bookmatch

_Size : 80x160cm / 798x1598mm



THICKNESS: 9mm

SURFACE: High Glossy

2 surfaces



Silk Polish

2 sizes



120x240cm
1198x2398mm




80x160cm
798x1598mm



High Glossy

6 sizes

THICKNESS : 9 mm




120x240cm
1198x2398mm




120x120cm
1198x1198mm



60x120cm
600x1200mm



80x240cm
798x2398mm



80x160cm
798x1598mm



80x80cm
798x798mm



Carrara Neo

It is not surprising that this was the marble chosen by Michelangelo to sculpt works like the David. Today it is reinterpreted as in the past but with the advantages of porcelain stoneware.



SURFACE: Silk Polish
THICKNESS: 9 mm

Counter Top
Black Beauty _Size : 120x240cm / 1198x2398mm

Floor
Carrara Neo _Size : 120x240cm / 1198x2398mm





Floor
Carrara Neo Bookmatch _Size : 80x160cm / 798x1598mm

Soul collection
Bookmatch

THICKNESS: 9mm SURFACE: High Glossy

2 surfaces



Silk Polish

2 sizes



120x240cm
1198x2398mm




80x160cm
798x1598mm



High Glossy

6 sizes

THICKNESS : 9 mm




120x240cm
1198x2398mm




120x120cm
1198x1198mm



60x120cm
600x1200mm



80x240cm
798x2398mm



80x160cm
798x1598mm



80x80cm
798x798mm



Panda White

Panda White is a white marble with large black & green veins color, its incredible beauty and modernity make it seem painted. It is a material of extreme beauty, elegant with strong personality, which is able to attract every look wherever installed.

SURFACE:High Glossy
THICKNESS:9 mm



Soul collection

Wall
Black Marquina _Size : 120x240cm / 1198x2398mm

Floor
Panda White _Size : 120x240cm / 1198x2398mm

2 surfaces



Silk Polish

2 sizes



120x240cm
1198x2398mm



80x160cm
798x1598mm




High Glossy

6 sizes

THICKNESS : 9 mm



120x240cm
1198x2398mm



120x120cm
1198x1198mm



60x120cm
600x1200mm



80x240cm
798x2398mm



80x160cm
798x1598mm



80x80cm
798x798mm



Nouvelle Gris

The beauty of natural stone becomes sophisticated. Ideal for minimalist and modern environments. Simplicity is sometimes the best choice. This is the nature of our proposal Nouvelle Gris, a material with a pure and primitive vocation. It offers a compact and uniform feeling ensuring a wide perspective.

SURFACE:High Glossy

THICKNESS:9 mm



Wall
Silver Root _Size : 120x120cm / 1198x1198mm

Floor
Novelle Gris _Size : 120x120cm / 1198x1198mm

1 surface




High Glossy

6 sizes

THICKNESS : 9 mm



120x240cm
1198x2398mm



120x120cm
1198x1198mm



60x120cm
600x1200mm



80x240cm
798x2398mm



80x160cm
798x1598mm



80x80cm
798x798mm



Black Marquina

Its sophisticated cosmopolitan elegance and velvet appearance make our proposal of Marquina the right choice for contemporary interiors. The Nero Marquina does not leave anyone impassive.



Wall

Black Marquina _Size : 60x120cm / 600x1200mm

Hexagon Decor _Size : 28x30cm / 280x300mm

Floor

Panda White _Size : 120x120cm / 1198x1198mm



Soul collection

more faces available

THICKNESS: 9 mm **SURFACE:** High Glossy

Wall
Silver Root _Size : 80x160cm / 798x1598mm

Floor
Novelle Gris _Size : 80x160cm / 798x1598mm
Soul Decor 1 _Size : 80x160cm / 798x1598mm

Soul collection

more faces available



THICKNESS: 9 mm SURFACE: High Glossy


1 surface



High Glossy

6 sizes

THICKNESS : 9 mm




120x240cm
1198x2398mm




120x120cm
1198x1198mm



60x120cm
600x1200mm




80x240cm
798x2398mm



80x160cm
798x1598mm



80x80cm
798x798mm



Black Beauty

The aesthetic characteristics of this marble make it one of the most desired materials on the market. That is why its use is so widespread both in floor decoration and creation of piece of art. Spectacular in the living rooms thanks to its elegance and richness of details, this is a material that will never disappoint you, a formidable decorative choice.

Wall
Carrara Neo_Size : 80x160cm / 798x1598mm

Floor
Black Beauty_Size : 80x160cm / 798x1598mm

Soul collection

more faces available



THICKNESS: 9 mm SURFACE: High Glossy



120x240cm / 1198x2398mm



120x240cm / 1198x2398mm



80x240cm / 798x2398mm



80x240cm / 798x2398mm



80x160cm / 798x1598mm



80x160cm / 798x1598mm



120x120cm / 1198x1198mm



120x120cm / 1198x1198mm



60x120cm / 600x1200mm



60x120cm / 600x1200mm



80x80cm / 798x798mm



80x80cm / 798x798mm

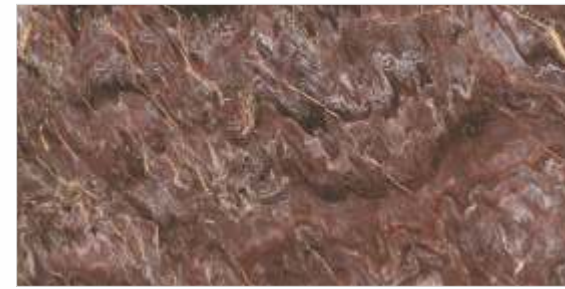
Silver Root

Novelle Gris

Marble

SURFACES: High Glossy, Silk Polish

THICKNESS: 9 mm



120x240cm / 1198x2398mm



120x240cm / 1198x2398mm



80x240cm / 798x2398mm



80x240cm / 798x2398mm



80x160cm / 798x1598mm



80x160cm / 798x1598mm



120x120cm / 1198x1198mm



120x120cm / 1198x1198mm



60x120cm / 600x1200mm



60x120cm / 600x1200mm



80x80cm / 798x798mm



80x80cm / 798x798mm

Black Beauty

Carrara Neo





120x240cm / 1198x2398mm



80x240cm / 798x2398mm



80x160cm / 798x1598mm



120x120cm / 1198x1198mm



60x120cm / 600x1200mm



80x80cm / 798x798mm

Black Marquina



120x240cm / 1198x2398mm



80x240cm / 798x2398mm



80x160cm / 798x1598mm



120x120cm / 1198x1198mm



60x120cm / 600x1200mm



80x80cm / 798x798mm

Panda White

SURFACES:
High Glossy,
Silk Polish



Marble




80x160cm / 798x1598mm A B

Silver Root Bookmatch



80x160cm / 798x1598mm A B

Carrara Neo Bookmatch



Bookmatch

SURFACES:
High Glossy





80x160cm / 798x1598mm

Soul Decor 1



±3mm
variation



2mm
Spacer required



Wipe out the groove
initially after the laying



80x160cm
798x1598mm



60x120cm
600x1200mm



28x30cm
280x300mm



60x120cm / 600x1200mm

Soul Decor 2



28x30cm / 280x300mm

Hexagon Mosaic Decor

SURFACES:
High Glossy

Decor



Wall

Novelle Gris _Size : 60x120 cm / 600x1200mm
Soul Decor 2 _Size : 60x120 cm / 600x1200mm

THICKNESS: 9 mm **SURFACE:** High Glossy

Floor

Black Marquina _Size : 120x120 cm / 1198x1198mm




Soul collection

Product Introduction

Sintered compact surface is one of the most innovative and versatile surface covering material invented in this century and Simpolo is the first company in India to introduce the same.

All Natural Marbles, Granites and other varieties of stones are created in thousands of years by nature through Extreme heat and dynamic pressure.

Sintered compact surface is made by accelerating this process in factories, through the use of finest mix of Natural Raw materials' (Plastic clay component > 20%) and Compacting them to very high pressure by using GEA-Lamina 44,000 tones Hydraulic Presses and sintering (Vitrification) through heat treatment.



Sintering Technology

The latest Sintering Technology is capable of reaching very high temperatures up to 1225°C. and above, therefore the technical characteristics of ceramics are strengthened and amplified. The resultant product has high strength with certain amount of Elastic flexibility.



Impact Resistance

This material has incredible Strength, MOR is 40N/mm² (Granite is 13.8N/mm²), breaking strength 2000N (at least 30% to 40% better than Granite) and an impact resistance of 0.55.



Zero Water Absorption (<0.05%)

The sintering at exceptionally high temperatures renders the product resistant to Scratching, staining and fading because of it's near zero water absorption (<0.05%) whereas in case of Granite, it is 0.15%.



Stain Resistant

Low porosity makes these sintered surfaces impervious to harsh chemicals like bleach, hydrochloric acid and other cleaning agents. Sintered slabs are able to withstand extreme heat and can be spray painted with no irreversible damage to the material.

Installation Suggestions



Traditional Floor Laying

Laying SIMPOLO SCS requires similar laying conditions to those required for traditional formats. Requires the adhesive to be applied both on the setting bed and on the back of the tile.

SIMPOLO Tiles for flooring require the following conditions:

- A flat surface;
- Clean and free from dust, scraps and any lumps of cement;
- The setting bed must be uniform and have already undergone the drying shrinkage process;
- Repair of any cracks;
- Any uneven parts on the surface must be filled with suitable levelling compounds.

INSTRUMENTS REQUIRED

- Cement-based powder adhesive for full spread
- 3x3mm square toothed trowel and 15mm round toothed trowel;
- Frame with suction cups for handling or double suction cups;
- Non-bounce plastic mallet 170x370mm;
- Levelling system: base clip + wedge + pliers.

Processing stages

BONDING TO THE FLOOR

- 1) Ensure that the surface to be covered is solid, flat and free from dust and oil/grease.
- 2) Use the adhesives described above mixed according to the specifications indicated in the technical data sheet of the chosen adhesive.
- 3) Spread the adhesive onto the surface to be covered with a 15mm round toothed trowel across an area of 5/10 cm more than the dimensions of the Tile.
- 4) With the tile in a vertical position on the handling frame, spread the adhesive onto the back of the slab with a 3x3mm square toothed trowel.
- 5) Using the frame with suction cups, bring the tile into a horizontal position and lay it.
- 6) To guarantee uniform bonding of the slab, the special 170x370mm non-bounce plastic mallet must be used, tapping from the middle towards the edges so as to remove any air pockets between the back of the tile, the adhesive and the surface to be tiled.
- 7) Using the levelling system.

LEVELLING SYSTEM

The levelling system aims to guarantee perfectly levelled floors simply and quickly, eliminating any unevenness between the tiles. The levelling system is strongly recommended for laying SIMPOLO Tiles.

Instruments required

- Base clip;
- Wedge;
- Adjustable pliers for installing floors/wall tiles.

Application of the levelling system

Positioning the base clip:

- a) After spreading the adhesive, insert the base clip below the SIMPOLO tile on the 4 sides.
- b) Depending on the format of the tile, position one or more supports for each side of the tile.
- c) Position the tile.

Inserting the wedge:

- a) Insert the wedge in the slot of the support, taking care not to exceed the breaking point.
- b) To make inserting the wedge easier, it is recommended to use the adjustable pliers.

Removing the support:

- a) Once the adhesive has dried, the protruding part of the support can be separated from the base clip by tapping with your foot in line with the joint.

GENERAL ADVICE FOR GROUTING

Pay attention while choosing joint sealants: check the technical sheets, choose them shade matched and follow carefully the recommended cleaning times, as many new generation coloured sealants contain pigments and additives that can be very strong. For polished/glossy surfaces do not use epoxy grouts or synthetic based flexible mortars (Flexfughe) and do not add additives/latexes to the grout, as they make the removal of residues with standard detergents very difficult. However, should you decide to use them, it is recommended to make a previous test off site

Cleaning And Maintenance

Introduction

All SIMPOLO materials are easy to clean and maintain. Regular cleaning highlights the aesthetic features of the material and gives the floor an exceptional shine.

Initial Cleaning

The initial cleaning done immediately after the flooring laid is of essential importance for removing all mortar, adhesives and epoxy residues that may be left in the joints. In this initial phase, we recommend that you use an acid product such as DETERDEK, in a 1:5 concentration. Rub

energetically to obtain the maximum cleaning. After washing the floor, which is just as important, rinse thoroughly with plenty of water to remove all traces of the detergent used. These steps are recommended for all SIMPOLO collections.

Maintenance And Care

Thanks to the characteristics of the production process (high firing temperature, raw materials of great quality, sinterizing process), the surface of SIMPOLO material is waterproof (the water absorption is minimum). Therefore the dirt cannot penetrate but it is necessary to remove it from the surface. For this procedure do not use detergents containing waxes or waxing products, in order to avoid the

forming of greasy layers; for choosing the most appropriate detergent refer to the following chapters. After the installation of floors, particularly of those made with polished materials, the surfaces should be adequately protected with particle board or other suitable materials in order to protect them from dirt and on-site processing. This prevents damage caused by subsequent processing.

General Recommendations

For commercial and heavily used surface areas such as airports, hospitals, supermarkets, and any public spaces with heavy foot traffic which are thus subject to considerable soiling, it is necessary to use automatic cleaning machines with suction of the washing liquids. This allows not only deep cleaning, but also the continuous removal of liquids containing substances that cause soiling, thus preventing the formation of films which are very difficult to remove. Any detergent on the market can be used in the desired concentration for cleaning the high

technology sinterized SIMPOLO products, with the exception of HYDROFLUORIC acid (HF) or its compounds, according to UNI-EN 176 standards. In order to keep costs limited and speed up maintenance operations, the concentration of the detergent must always be as low as possible. For raised floors we suggest to choose bright or polished surfaces in large sizes: these materials can be dry cleaned or with the minimum use of liquids. After the floor is laid it is necessary to make a very accurate initial cleaning with proper products.

Mat Materials

For these materials, after completing the steps described in the section "Initial Cleaning", you only need to clean the floor with hot water containing small quantities of an alkaline detergent such as FILA CLEANER in a concentration 1:200. On these types of surface it is not

advisable to apply a waterproofing product: the absence of porosity causes the waterproofing agent to deposit on the surface in an uneven way and to have unpleasant aesthetic effects.

For highly aggressive cleaning caused by some common food and substances follow the table below.

TYPE OF STAIN	CHEMICAL PRODUCT	EXAMPLE
Grease	Alkaline - Solvent	Detergent
Oil	Solvent	Ammonia, Baking Soda
Ink	Oxidant - Solvent	Alcohol, Liquid Bleach, Nail Paint Remover
Rust	Acid	Hydrochloric Acid, Vinegar, Red Harpic
Lime	Acid	Descaling Reagent, Hydro Chloric Acid
Cement	Acid	Hydro Chloric Acid
Wine	Alkaline	Ammonia, Liquid Bleach
Coffee	Alkaline - Solvent	Ammonia, Liquid Bleach
Rubber	Solvent	Alcohol, Thinner
Plaster	Acid	Hydro Chloric Acid
Candle Wax	Solvent	Alcohol, Thinner
Iodine	Oxidant	Liquid Bleach
Blood	Oxidant	Liquid Bleach
Ice Cream	Alkaline	Liquid Bleach

Note: It is recommended that any kind of stain needs to get clean immediately / as soon as possible.

Packing Details

PRODUCT	SIZE	ACTUAL SIZE	THICKNESS	TILES / BOX	COVERAGE AREA / BOX	
SIMPOLO SCS TILES	120x240cm	1198x2398mm	9mm	1 pcs.	2.87 sq. mtr.	30.90 sq. ft.
	120x120cm	1198x1198mm	9mm	2 pcs.	2.87 sq. mtr.	30.90 sq. ft.
	60x120cm	600x1200mm	9mm	2 pcs.	1.44 sq. mtr.	15.50 sq. ft.
	80x240cm	798x2398mm	9mm	2 pcs.	3.83 sq. mtr.	41.23 sq. ft.
	80x160cm	798x1598mm	9mm	2 pcs.	2.55 sq. mtr.	27.45 sq. ft.
	80x80cm	798x798mm	9mm	3 pcs.	1.91 sq. mtr.	20.56 sq. ft.
	28x30cm	280x300mm	9mm	10 pcs.	0.84 sq. mtr.	9.04 sq. ft.

Technical Specification

CHARACTERISTIC	STANDARD AS PER ISO-13006/EN14411 GROUP B Ia IS-15622:2017	MEAN VALUE OF SIMPOLO SCS	TEST METHOD
Regulatory Properties			
Deviation In Length & Width	± 0.50%	± 0.10%	ISO-10545-2
Deviation In Thickness	± 5.00%	± 4.00%	ISO-10545-2
Straightness Of Sides	± 0.50%	± 0.10%	ISO-10545-2
Rectangularity	± 0.50%	± 0.10%	ISO-10545-2
Surface Flatness	± 0.50%	± 0.20%	ISO-10545-2
Color Differences	Unaltered	No Change	ISO-10545-16
Glossiness	As Per Mfg.	min.4 %	Glossometer
Structural Properties			
Water Absorption	≤ 0.50%	≤ 0.20%	ISO-10545-3
Apparent Density	> 2.00 g/cc	> 2.10 g/cc	DIN 51082
Massive Mechanical Properties			
Modulus of Rupture	Min 35N/mm ²	Min. 40N/mm ²	ISO-10545-4
Breaking Strength (≥ 7.5mm)	Min. 1300 N	Min. 2000 N	ISO-10545-4
Breaking Strength (< 7.5mm)	Min. 700 N	Min. 900 N	ISO-10545-4
Impact Resistance	As Per Mfg.	Min. 0.55	ISO-10545-5
Surface Mechanical Properties			
Surface Abrasion Resistance	As Per Mfg.	Min. Class - 3	ISO-10545-7
Moh's Hardness	As Per Mfg.	Min. 4	EN 101
Thermo Hygrometric Properties			
Frost Resistance	No Damage	No Damage	ISO-10545-12
Thermal Shock Resistance	No Damage	No Damage	ISO-10545-9
Moisture Expansion	Nil	Nil	ISO-10545-10
Thermal Expansion(COE)	Max. 6x10 ⁻⁶	Max. 6x10 ⁻⁶	ISO-10545-8
Crazing Resistance	As Per Mfg.	Max. 6 Cycle	ISO-10545-11
Chemical Properties			
Chemical Resistance	No Damage	No Damage	ISO-10545-13
Stain Resistance	Resistant	Resistant	ISO-10545-14
Safety Properties			
Slip Resistance	As Per Mfg.	> 0.40	ISO-10545-17
Fire Resistance	As Per Mfg.	Fireproof	N. A.
Lead & Cadmium given off by glazed tiles	As Per Mfg.	Does Not Yield Pb & Cd	ISO-10545-15

* Except Hydrofluoric Acid & it's compound

Simpolo Gallery

AHMEDABAD

SIMPOLO GALLERY
First Floor, 103, Sumel - 2,
Nr. Gurudwara, S.G. Highway,
Bodakdev, Ahmedabad - 54.
Mob.: +91 79 40037222

BANGALORE

SIMPOLO GALLERY
#79 /1 & 144 /1-9, Kalkere Main Road,
Horamavu Village, Bangalore - 560 043.
Tele.: +91 80 65462222, 65363333
Mob.: +91 99002 31333

BHOPAL

SHRI GORAJI MARBLE
Plot No 91 - A, Airport Main Road,
Near SBI Bank, Bhopal.
Mob.: +91 84629 40479,
+91 81093 44201

CHENNAI

I. K. CLASSIVA
867, Poonamallee High Road,
Opp. Kilpauk Police Station,
Before Sangam Theatre
Kilpauk, Chennai - 600 010.
Mob.: +91 98404 61888 / +91 99402 52706

DHULIYA

VIRAJ CERAMICS
87/6, Opp. Hotel Sheetal,
Parola Road, Balapur,
Dhule - 424 001.
Mob.: +91 98501 80401

GOA (Margao)

SILVER TRADE LINKS
Shop No.17, Desai Resi. & Com. Complex,
Dongarwado, Nr. Nehru Stadium, Fatorda,
Margao - Goa.
Tele.: +91 832 2741160
Mob.: +91 93723 34339

HUBLI

KOLIWAD MARBLE AND GRANITE
Near Manickbag Showroom,
P.B. Road, Vidhyanagar,
Hubli.
Tele.: +91 836 2372580 / 4252580

JAIPUR

GUPTA TILES
76, Rathni Nagar, Gajsinghpura,
Gopalpura Bypass,
Jaipur, Rajasthan.
Mob.: +91 94133 84900

KALABURAGI

SIMPOLO
Sy. No. 71 Bilgundi Gardens,
Behind Kharge Petrol Pump,
Sedam Ring Road Circle,
Kalaburagi - Karnataka.
Mob.: +91 89709 41000

MUMBAI

SIMPOLO GALLERY
Unit No.: 203, 2nd Floor,
Marya Land Mark 2,
Near Infinity Mall, Link Road,
Andheri (W), Mumbai - 400 053
Tel.: +91 22 40167131

NEPAL

JJ MARBLE HOUSE
G.P.O Box No. 56,
14/389, Takha Road,
Kathmandu, Nepal.
Ph: +977 14381218

AGRA

ARAWALI CERAMICS COMPANY
(SIMPOLO GALLERY)
NH. 2, Mauja Kuberpur,
Near Reliance Petrol Pump,
Tehsil Etmadpur, Agra.
Mob.: +91 99971 77711

BARODA

SIMPOLO MARKETING
29, Dhanlaxmi Complex,
Opp. Manglaya Hall,
Near Airport Char Rasta,
Harni Road, Baroda.
Mob.: +91 99749 60603

BHUBANESWAR

CERAMIC WORLD
602, Rasulgrah,
Opp. Kochilei Market,
Cuttack Road,
Bhubneswar.
Mob.: +91 92384 99102

COCHIN

SIMPOLO GALLERY
33/2380 A-A1, NH Bypass,
Vyasali Bus Stop, Chakkraparambu,
Cochin - 682 032.
Mob.: +91 93493 39938

ERNAKULAM

KAITHRAN BUILD WARE
1X/600 C Kurumassery - 683 579.
Ernakulam, Kerala.
Tele.: +91 484 2267784
Mob.: +91 94473 01945

GURGAON

SIMPOLO GALLERY
Simpola House,
C-1, South City,
Gurgaon - 122 001.
Tele.: +91 124 4278820

HYDERABAD

CERAMIC INC.
Solanki Plaza, 8-2-293/K/307,
Kamalapuri Colony,
Opp. Green Bawarchi Hotel,
Hyderabad - 500 073.
Tele.: +91 40 23334040
Mob.: +91 90000 18041

JAORA

SHUBH MARBLE AND GRANITE,
30, Industrail Area,
Jaora (M.P.).
Mob.: +91 98275 62933

KOLHAPUR

CHANDWANI CERAMIC
Opp. Hotel Shivtara,
Kolhapur Sangli Road
Shirioili Plot No.65/6, Shirioili.
Tele.: +91 98220 42900

NASHIK

THE CERAMIC STUDIO
Shop No.18, Business Bay,
Shrihari Kute Marg,
Tidke Colony, Mumbai Naka,
Nashik - 422 002.
Mob.: +91 88477 88888

PATNA

FUTURE COM
Opp. Zakir Hussain Institute,
Near Variety Restaurant,
Kumhrar Main Road,
Kankarbagh, Patna - 800 020.
Tele.: +91 02993500

AURANGABAD

VIJAY HOUSE OF FLOORINGS
9, Ajmera Towers,
Below Bank of Baroda,
Garkheda,
Aurngabab - 431 005.
Mob.: +91 92724 84848

BHAVNAGAR

H. F. INTERIORSS
Plate No.36 , "Anjaneey", Ground Floor,
Beside D.B. Bath , Nr. Kaliyabid Water tank,
Opp. Victoriya Park, Bhavnagar.
Tele.: +91 278 2560215 / 16
Mob.: +91 99099 93244

CHIKHLI

PRUTHVI ENTERPRISE
Chikhli Bilimora Road,
Chikhli,
Dist. Navsari.
Tele.: +91 2634 231200
Mob.: +91 98251 79455

CUTTACK

CERAMIC SALES CORPORATION
Plot No.1650/2792,
Gopalpur, NH - 5,
Cuttack - 753 001.
Mob.: +91 92384 99114

GANDHIDHAM

SIMPOLO GALLERY
Sec. 1-A, Plot 91, First Floor,
Gandhidham (Kutch).
Mob.: +91 94267 37808

HIMMATNAGAR

CERAMIC GALLERY
Sankalp Complex,
Samlaji Highway,
Near Collage, Motupura,
Himmatnagar.
Mob.: +91 99798 93772, +91 99798 75772

INDORE

PARAG
Race Course Road,
Indore.
Fax: +91 731 2547598
Tele.: +91 731 2535659 / 60

JODHPUR

SUN - DEEP TILES
E-73, Kalptaru Shopping Center,
Shastri Nagar,
Jodhpur - 342 001.
Mob.: +91 96720 11000

KOLKATA

SIMPOLO GALLERY
Ground Floor, D.8.52,
Salt Lake City, Sector 1,
Kolkata - 700 064.
Mob.: +91 90733 53728

NEW DELHI

TECHNO STONE
Khasra No. 12, Fatehpur Beri,
Chattarpur Mandir Road,
Opp. Narayani Devi Charifable Dispnsary &
Canara Bank, New Delhi - 110 074.
Tele.: +91 11 65456660

PALAKKAD

M/S. K A V. SHAIK ROWTHER
31/671 Market Road,
Palakkad - 678 014,
Kerala.
Tele.: +91 491 2502301, 2537771

PUNE

SRI PARAM MARKETING
Vasant Vastu, Ground Floor,
Near Saubhagya Mangal Karyalay,
Near City International School,
Maharshi Nagar, Pune - 37.
Mob.: +91 90280 11200 / 300

RATLAM

CERAMIC CRAFT
17, College Road,
Ratlam. (M.P.)
Mob.: +91 94251 03719

SRI GANGANAGAR

PHOOL CHAND MILL STORE
Lakkar Mandi, Ganesh Talkies Road,
Sri Ganganagar.
Mob.: +91 94140 88743, +91 97828 44424

TIRUPUR

NANDHI PIPES
No.39, Vignesh Nagar,
Kaikattipudur, Tirupur Main Road,
Avinashi - 641 654.
Tele.: +91 4296 275740
Mob.: +91 94432 83885

TRICHY

SHRI RANGA AGENCIES
Shri Ranga Towers,
No. 9, Royal Road ,
Cantonment, Trichy.
Tele.: +91 431 2415751

CUSTOMER CARE

Toll Free: 1800 233 2223

Cell: +91 75748 62982 / 83

Email: customercare@simpolo.net

RAJKOT

SIMPOLO GALLERY
Govardhan Society,
Opp. Hill Burg App.,
Nr. Golden Super Market,
Vidhyakunj Main Road, Rajkot.
Mob.: +91 78744 74448

SANGAMNER

CERAMIC CENTER
Opp. Barf Karkhana,
Mathurabai Nagar, Kasara Dumala,
Akola Road, Sangamner. (M.H.)
Mob.: +91 95616 13633

SECUNDERABAD

CERAMIC INC.
HNO#4/70/37,
Adarsh Nagar, Nagole,
Hyderabad.
Tele.: +91 40 65694040 / 5050

THRISSUR

CLASSSIC SANITARY EMPORIUM
Br. Classic Buildware,
11 / 479-A, Kalothumpady,
Irinjalakuda, Thrissur,
Kerala.
Mob.: +91 98472 10693

TRIVANDRUM (Kerala)

TARA SANITARY WARES AND TILES
Goodwill Tower,
Pattom Plamoodu Road,
Pattom, Trivandrum,
Kerala - 695 004.
Mob.: +91 9447055212

RANCHI

PINK CITY MARBLE
Piska More, Ratu Road,
Ranchi - 834 005.
Mob.: +91 94313 51883, +91 94311 70475

SANGLI

VARDHMAN ENTERPRISE
213, Sangli Kolhapur Road,
Opp. Hyundai Showroom,
Sangli-Ankall,
Tele.: +91 233 2422022 / 20
Mob.: +91 90110 93588, +91 89830 93588

SURAT

SIMPOLO IMPEX
10 & 11, Shivam Complex,
Nr. State Bank of India, Opp. Vijay Sales,
Rander Road, Surat.
Tele.: +91 261 2760787
Mob.: +91 98257 66254, +91 99796 18009

THRISSUR

MODERN SANITARY
Chettupuzha, Building,
Kuruppam Road, Thrissur,
Kerala.
Mob.: +91 487 2442507, 3290468

VELLORE

KEWAL CHAND VINODTH KUMAR,
"Ambalal Lifestyles",
Perumugai,
Vellore - 632 009.
Mob.: +91 87545 93375

Our Representative

AGRA +91 72499 03888
AHMEDABAD +91 99980 23911
AURANGABAD +91 93268 99024
BANGALORE +91 93411 69424
BARCELLO +91 99114 50586
BARODA +91 99989 51003
BHATINDA +91 93572 22303
BHOPAL +91 93030 23222
BHUBANESWAR +91 99256 23322
BHUI +91 97252 40551
BIKANER +91 74348 51099
BOMBAY +91 93734 64005
CALICUT +91 93887 83923
CHANDIGARH +91 93179 95222
CHENNAI +91 70944 74180
COCHIN +91 93887 83923
COIMBATORE +91 70944 74183
DEHRADUN +91 93586 66607
DELHI +91 74348 51072
GOA +91 93723 34339
GURGAON +91 74348 51091

GUWAHATI +91 74348 51076
GWALIOR +91 85179 74222
HUBLI +91 93798 32244
HYDERABAD +91 93464 64191
INDORE +91 93000 97056
JABALPUR +91 93298 27222
JAIPUR +91 74348 51097
JALANDHAR +91 93570 32211
JODHPUR +91 95879 25005
KALYAN +91 93734 64003
KANNUR +91 93886 46777
KANPUR +91 74348 51095
KOLHAPUR +91 93260 08009
KOLKATA +91 90733 53728
LUCKNOW +91 93369 95222
LUDHIANA +91 93572 22303
MADURAI +91 70944 74180
MANGALORE +91 93412 99684
MIRA ROAD +91 93734 64007
MORBI +91 99980 23914
MYSORE +91 93411 69424

NAGPUR +91 93734 64002
NASHIK +91 93703 71122
PATNA +91 79032 18106
PUNE +91 93734 64009
PONDICHERRY +91 70944 74181
RAIPUR +91 99256 23322
RAJKOT +91 99980 23910
RANCHI +91 73600 66902
SILIGURI +91 90733 53733
SIRSA +91 93151 11717
SURAT +91 95588 14899
THRISSUR +91 93877 12233
TIRUNELVELI +91 70944 74185
TRIVANDRUM +91 93493 39938
TRICHY +91 70944 74182
UDAIPUR +91 74348 51100
VASI +91 93734 64003
VIJAYAWADA +91 93466 08791
VISAKHAPATNAM +91 93966 35554