

# INTEGRITY

COLLECTION - 2019



## **Simpolo Vitrified Pvt. Ltd.**

Old Ghuntu Road, MORBI - 363 642. Gujarat, INDIA.

Tele.: +91 2822 242122, 241622, 243622, Fax: +91 2822 243122, E-mail: tiles@simpolo.net

## **MUMBAI**

Simpolo Gallery, Unit No.: 203, 2<sup>nd</sup> Floor, Morya Land Mark 2, Link Road, Andheri (W), Mumbai - 400 053.

Tele.: +91 22 40167131, E-mail: mumbai@simpolo.net

## **AHMEDABAD**

First Floor, 103, Sumel - 2, Near Gurudwara, S. G. Highway, Bodakdev, Ahmedabad - 380 054.

Tele.: +91 79 40037222, +91 79 40052220, E-mail: ahmedabad@simpolo.net

## **DELHI**

Simpolo House, C-1, South City-1, Gurgaon - 122 001. Haryana.

Tele.: +91 124 4278820, E-mail: delhi@simpolo.net

## **COCHIN**

33/2380 A-A1 NH Bypass, Vysali Bus Stop, Chakkaparambu, Cochin - 682 032.

Mob.: +91 9349339938, Fax: +91 4844037118, E-mail: cochin@simpolo.net

## **KOLKATA**

Ground Floor, DB - 52, Salt Lake City, Sector 1, Kolkata - 700 064. (W.B.)

Mob.: +91 90733 53728, E-mail: kolkata@simpolo.net

[www.simpolo.net](http://www.simpolo.net) | Toll Free No.: 1800-233-2223



# INTEGRITY

COLLECTION - 2019

## ARCHITECTURAL MARVEL BEYOND COMPARE

Exposed concrete and rough wooden concepts have fascinated Architects no end. Often designers fantasise a tango between the two but, aesthetic limitations of real concrete often left one with questions like, Is it possible to have a lighter or a darker shade? Answer to that invariably is : Well that is a bit dicey. Technology mastered by Simpolo makes it possible to match the tonalities just right for this marriage. Result is for all to see. "Integrity collection" from Simpolo an Architectural marvel beyond compare.

## Our exploration

---

At Simpolo, Our source of inspiration is often nurtured by travelling and exploring through the wonders of the land. It is there that we find the essence of our inspiration. This new collection unites depth and simplicity, naturalness and mysticism, density and exquisite. The memories of the exploration becomes an ode to the beauty in any of the spaces. Because when nature speaks, spaces transform themselves into the life which we dream of.



# 4 colors



Charcoal



Bone



Taupe




Camel

**SURFACES:** Matt

**THICKNESS:** 9 mm



120x240cm  
1198x2398mm



120x120cm  
1198x1198mm



60x120cm  
600x1200mm



80x240cm  
798x2398mm



80x160cm  
798x1598mm



80x80cm  
798x798mm

# 6 sizes

## Integrity Concrete

Integrity Concrete collection is ideal both for metropolitan locations such as lofts and industrial recoveries and for modern environments. The colors are perfectly in line with the latest interior design trends.

Integrity-Wood series and Integrity-Concrete series complement each other perfectly.





Wall  
Wood Charcoal \_Size : 120x240cm / 1198x2398mm

Floor  
Concrete Charcoal \_Size : 120x240cm / 1198x2398mm

## Integrity collection

more faces available



THICKNESS: 9 mm   SURFACES: Matt

**SURFACES:** Matt

**THICKNESS:** 9 mm




**Wall**  
Wood Taupe \_Size : 60x120cm / 600x1200mm

**Floor**  
Concrete Taupe \_Size : 60x120cm / 600x1200mm



# 4 colors



Charcoal



Bone




Taupe



Camel

**SURFACES:** Matt

**THICKNESS:** 9 mm



120x240cm  
1198x2398mm



60x120cm  
600x1200mm



80x240cm  
798x2398mm



80x160cm  
798x1598mm

# 4 sizes

## Integrity Wood

The cement wood collection Integrity-Wood are based on soft and natural shades, suitable for covering all types of environments (bathrooms, living rooms, kitchens, shops) both for residential and commercial spaces on floors and walls. It matches perfectly with the Integrity-Concrete series.







Wall  
Wood Bone \_Size : 80x240cm / 798x2398mm

Floor  
Concrete Bone \_Size : 80x240cm / 798x2398mm  
Alderwood Strip \_Size : 20x120cm / 195x1200mm

**Integrity collection**

more faces available

THICKNESS: 9 mm   SURFACES: Matt





**SURFACES:** Matt  
**THICKNESS:** 9 mm

**Wall**  
 Wood Camel \_Size : 120x240cm / 1198x2398mm

**Floor**  
 Concrete Camel \_Size : 120x120cm / 1198x1198mm  
 Teakwood Strip \_Size : 20x120cm / 195x1200mm





120x240cm / 1198x2398mm



80x240cm / 798x2398mm



80x160cm / 798x1598mm



120x120cm / 1198x1198mm



60x120cm / 600x1200mm



80x80cm / 798x798mm

Concrete Charcoal



120x240cm / 1198x2398mm



80x240cm / 798x2398mm



80x160cm / 798x1598mm



120x120cm / 1198x1198mm



60x120cm / 600x1200mm



80x80cm / 798x798mm

Concrete Bone



120x240cm / 1198x2398mm



80x240cm / 798x2398mm



80x160cm / 798x1598mm



120x120cm / 1198x1198mm



60x120cm / 600x1200mm



80x80cm / 798x798mm

Concrete Taupe



120x240cm / 1198x2398mm



80x240cm / 798x2398mm



80x160cm / 798x1598mm



120x120cm / 1198x1198mm



60x120cm / 600x1200mm



80x80cm / 798x798mm

Concrete Camel

Concrete

SURFACES: Matt  
THICKNESS: 9 mm

4 colors  
6 sizes





120x240cm / 1198x2398mm



80x240cm / 798x2398mm



80x160cm / 798x1598mm



60x120cm / 600x1200mm

Wood Charcoal



120x240cm / 1198x2398mm



80x240cm / 798x2398mm



80x160cm / 798x1598mm



60x120cm / 600x1200mm

Wood Bone



120x240cm / 1198x2398mm



80x240cm / 798x2398mm




80x160cm / 798x1598mm




60x120cm / 600x1200mm


Wood Taupe



120x240cm / 1198x2398mm



80x240cm / 798x2398mm



80x160cm / 798x1598mm



60x120cm / 600x1200mm


Wood Camel

Wood

SURFACES: Matt  
THICKNESS: 9 mm

4 colors  
4 sizes

# 2 colors



Alderwood




Teakwood

**SURFACES:** Matt  
**THICKNESS:** 9 mm



20x120cm  
195x1200mm



14.5x60cm  
145x600mm

# 2 sizes

## Integrity Wood Strip

The Integrity wood faithfully the minimal-chic spirit of wood with an elegant overall look, communicating all the emotion and warmth of natural materials.







20x120cm / 195x1200mm



14.5x60cm / 145x600mm

## Teakwood

**SURFACES:** Matt

**THICKNESS:** 9 mm

more faces available

**SURFACES:** Matt

**THICKNESS:** 9 mm

more faces available

## Alderwood



20x120cm / 195x1200mm



14.5x60cm / 145x600mm



# Integrity collection

## Product Introduction

Sintered compact surface is one of the most innovative and versatile surface covering material invented in this century and Simpolo is the 1st company in India to introduce the same.

All Natural Marbles, Granites and other varieties of stones are created in thousands of years by nature through Extreme heat and dynamic pressure.

Sintered compact surface is made by accelerating this process in factories, through the use of finest mix of Natural Raw materials' (Plastic clay component > 20%) and Compacting them to very high pressure by using GEA-Lamina 44,000 tones Hydraulic Presses and sintering (Vitrification) through heat treatment.



For wall application



For floor application



Fine detailing



Stain resistant



Water resistant



## Sintering Technology

The latest Sintering Technology is capable of reaching very high temperatures up to 1225°C. and above, therefore the technical characteristics of ceramics are strengthened and amplified. The resultant product has high strength with certain amount of Elastic flexibility.



## Impact Resistance

This material has incredible Strength, MOR is 40N/mm2 (Granite is 13.8N/mm2), breaking strength 2000N (at least 30% to 40% better than Granite) and an impact resistance of 0.55.



## Zero Water Absorption (<0.05%)

The sintering at exceptionally high temperatures renders the product resistant to Scratching, staining and fading because of it's near zero water absorption (<0.05%) whereas in case of Granite, it is 0.15%.



## Stain Resistant

Low porosity makes these sintered surfaces impervious to harsh chemicals like bleach, hydrochloric acid and other cleaning agents. Sintered slabs are able to withstand extreme heat and can be spray painted with no irreversible damage to the material.



# Installation Suggestions



## Traditional Floor Laying

Laying SIMPOLO SCS requires similar laying conditions to those required for traditional formats. Requires the adhesive to be applied both on the setting bed and on the back of the tile.

SIMPOLO Tiles for flooring require the following conditions:

- A flat surface;
- Clean and free from dust, scraps and any lumps of cement;
- The setting bed must be uniform and have already undergone the drying shrinkage process;
- Repair of any cracks;
- Any uneven parts on the surface must be filled with suitable levelling compounds.

### INSTRUMENTS REQUIRED

- Cement-based powder adhesive for full spread
- 3x3mm square toothed trowel and 15mm round toothed trowel;
- Frame with suction cups for handling or double suction cups;
- Non-bounce plastic mallet 170x370mm;
- Levelling system: base clip + wedge + pliers.

### Processing stages

#### BONDING TO THE FLOOR

- 1) Ensure that the surface to be covered is solid, flat and free from dust and oil/grease.
- 2) Use the adhesives described above mixed according to the specifications indicated in the technical data sheet of the chosen adhesive.
- 3) Spread the adhesive onto the surface to be covered with a 15mm round toothed trowel across an area of 5/10 cm more than the dimensions of the Tile.
- 4) With the tile in a vertical position on the handling frame, spread the adhesive onto the back of the slab with a 3x3mm square toothed trowel.
- 5) Using the frame with suction cups, bring the tile into a horizontal position and lay it.
- 6) To guarantee uniform bonding of the slab, the special 170x370mm non-bounce plastic mallet must be used, tapping from the middle towards the edges so as to remove any air pockets between the back of the tile, the adhesive and the surface to be tiled.
- 7) Using the levelling system.

#### LEVELLING SYSTEM

The levelling system aims to guarantee perfectly levelled floors simply and quickly, eliminating any unevenness between the tiles. The levelling system is strongly recommended for laying SIMPOLO Tiles.

##### Instruments required

- Base clip;
- Wedge;
- Adjustable pliers for installing floors/wall tiles.

##### Application of the levelling system

##### Positioning the base clip:

- a) After spreading the adhesive, insert the base clip below the SIMPOLO tile on the 4 sides.
- b) Depending on the format of the tile, position one or more supports for each side of the tile.
- c) Position the tile.

##### Inserting the wedge:

- a) Insert the wedge in the slot of the support, taking care not to exceed the breaking point.
- b) To make inserting the wedge easier, it is recommended to use the adjustable pliers.

##### Removing the support:

- a) Once the adhesive has dried, the protruding part of the support can be separated from the base clip by tapping with your foot in line with the joint.

#### GENERAL ADVICE FOR GROUTING

Pay attention while choosing joint sealants: check the technical sheets, choose them shade matched and follow carefully the recommended cleaning times, as many new generation coloured sealants contain pigments and additives that can be very strong. For polished/glossy surfaces do not use epoxy grouts or synthetic based flexible mortars (Flexfughe) and do not add additives/latexes to the grout, as they make the removal of residues with standard detergents very difficult. However, should you decide to use them, it is recommended to make a previous test off site

# Cleaning And Maintenance

## Introduction

**All SIMPOLO materials are easy to clean and maintain. Regular cleaning highlights the aesthetic features of the material and gives the floor an exceptional shine.**

## Initial Cleaning

The initial cleaning done immediately after the flooring laid is of essential importance for removing all mortar, adhesives and epoxy residues that may be left in the joints. In this initial phase, we recommend that you use an acid product such as DETERDEK, in a 1:5 concentration. Rub

energetically to obtain the maximum cleaning. After washing the floor, which is just as important, rinse thoroughly with plenty of water to remove all traces of the detergent used. These steps are recommended for all SIMPOLO collections.

## Maintenance And Care

Thanks to the characteristics of the production process (high firing temperature, raw materials of great quality, sinterizing process), the surface of SIMPOLO material is waterproof (the water absorption is minimum). Therefore the dirt cannot penetrate but it is necessary to remove it from the surface. For this procedure do not use detergents containing waxes or waxing products, in order to avoid the

forming of greasy layers; for choosing the most appropriate detergent refer to the following chapters. After the installation of floors, particularly of those made with polished materials, the surfaces should be adequately protected with particle board or other suitable materials in order to protect them from dirt and on-site processing. This prevents damage caused by subsequent processing.

## General Recommendations

For commercial and heavily used surface areas such as airports, hospitals, supermarkets, and any public spaces with heavy foot traffic which are thus subject to considerable soiling, it is necessary to use automatic cleaning machines with suction of the washing liquids. This allows not only deep cleaning, but also the continuous removal of liquids containing substances that cause soiling, thus preventing the formation of films which are very difficult to remove. Any detergent on the market can be used in the desired concentration for cleaning the high

technology sinterized SIMPOLO products, with the exception of HYDROFLUORIC acid (HF) or its compounds, according to UNI-EN 176 standards. In order to keep costs limited and speed up maintenance operations, the concentration of the detergent must always be as low as possible. For raised floors we suggest to choose bright or polished surfaces in large sizes: these materials can be dry cleaned or with the minimum use of liquids. After the floor is laid it is necessary to make a very accurate initial cleaning with proper products.

## Matt Materials

For these materials, after completing the steps described in the section "Initial Cleaning", you only need to clean the floor with hot water containing small quantities of an alkaline detergent such as FILA CLEANER in a concentration 1:200. On these types of surface it is not

advisable to apply a waterproofing product: the absence of porosity causes the waterproofing agent to deposit on the surface in an uneven way and to have unpleasant aesthetic effects.

For highly aggressive cleaning caused by some common food and substances follow the table below.

TYPE OF STAIN	CHEMICAL PRODUCT	EXAMPLE
Grease	Alkaline - Solvent	Detergent
Oil	Solvent	Ammonia, Backing Soda
Ink	Oxidant - Solvent	Alcohol, Liquid Bleach, Nail Paint Remover
Rust	Acid	Hydrochloric Acid, Vinegar, Red Harpic
Lime	Acid	Descaling Reagent, Hydro Chloric Acid
Cement	Acid	Hydro Chloric Acid
Wine	Alkaline	Ammonia, Liquid Bleach
Coffee	Alkaline - Solvent	Ammonia, Liquid Bleach
Rubber	Solvent	Alcohol, Thinner
Plaster	Acid	Hydro Chloric Acid
Candle Wax	Solvent	Alcohol, Thinner
Iodine	Oxidant	Liquid Bleach
Blood	Oxidant	Liquid Bleach
Ice Cream	Alkaline	Liquid Bleach

Note: It is recommended that any kind of stain needs to get clean immediately / as soon as possible.

## Packing Details

PRODUCT	SIZE	ACTUAL SIZE	THICKNESS	TILES / BOX	COVERAGE AREA / BOX	
SIMPOLO SCS TILES	120x240cm	1198x2398mm	9mm	1 pcs.	2.87 sq. mtr.	30.90 sq. mtr.
	120x120cm	1198x1198mm	9mm	2 pcs.	2.87 sq. mtr.	30.90 sq. mtr.
	60x120cm	600x1200mm	9mm	2 pcs.	1.44 sq. mtr.	15.50 sq. mtr.
	20x120cm	195x1200mm	9mm	6 pcs.	1.40 sq. mtr.	15.07 sq. mtr.
	80x240cm	798x2398mm	9mm	2 pcs.	3.83 sq. mtr.	41.22 sq. mtr.
	80x160cm	798x1598mm	9mm	2 pcs.	2.55 sq. mtr.	27.45 sq. mtr.
	80x80cm	798x798mm	9mm	3 pcs.	1.91 sq. mtr.	20.56 sq. mtr.
	14.5x60cm	145x600mm	9mm	8 pcs.	0.69 sq. mtr.	7.43 sq. mtr.

## Technical Specification

CHARACTERISTIC	STANDARD AS PER ISO-13006/EN14411 GROUP B1a IS-15622:2017	MEAN VALUE OF SIMPOLO SCS	TEST METHOD
----------------	---	------------------------------	-------------

Regulatory Properties			
Deviation In Length & Width	± 0.50%	± 0.10%	ISO-10545-2
Deviation In Thickness	± 5.00%	± 4.00%	ISO-10545-2
Straightness Of Sides	± 0.50%	± 0.10%	ISO-10545-2
Rectangularity	± 0.50%	± 0.10%	ISO-10545-2
Surface Flatness	± 0.50%	± 0.20%	ISO-10545-2
Color Differences	Unaltered	No Change	ISO-10545-16
Glossiness	As Per Mfg.	min. 4%	Glossometer

Structural Properties			
Water Absorption	≤ 0.50%	≤ 0.20%	ISO-10545-3
Apparent Density	> 2.00 g/cc	> 2.10 g/cc	DIN 51082

Massive Mechanical Properties			
Modulus of Rupture	Min 35N/mm²	Min. 40N/mm²	ISO-10545-4
Breaking Strength (≥ 7.5mm)	Min. 1300 N	Min. 2000 N	ISO-10545-4
Breaking Strength (< 7.5mm)	Min. 700 N	Min. 900 N	ISO-10545-4
Impact Resistance	As Per Mfg.	Min. 0.55	ISO-10545-5

Surface Mechanical Properties			
Surface Abrasion Resistance	As Per Mfg.	Min. Class 3	ISO-10545-7
Moh's Hardness	As Per Mfg.	Min. 4	EN 101

Thermo Hygrometric Properties			
Frost Resistance	No Damage	No Damage	ISO-10545-12
Thermal Shock Resistance	No Damage	No Damage	ISO-10545-9
Moisture Expansion	Nil	Nil	ISO-10545-10
Thermal Expansion(COE)	Max. 6x10 <sup>-6</sup>	Max. 6x10 <sup>-6</sup>	ISO-10545-8
Crazing Resistance	As Per Mfg.	Max. 6 Cycle	ISO-10545-11

Chemical Properties			
Chemical Resistance	No Damage	No Damage	ISO-10545-13
Stain Resistance	Resistant	Resistant	ISO-10545-14

Safety Properties			
Slip Resistance	As Per Mfg.	> 0.40	ISO-10545-17
Fire Resistance	As Per Mfg.	Fireproof	N. A.
Lead & Cadmium given off by glazed tiles	As Per Mfg.	Does Not Yield Pb & Cd	ISO-10545-15

\* Except Hydrofluoric Acid & it's compound



# Simpolo Gallery

## AHMEDABAD

SIMPOLO GALLERY  
First Floor, 103, Sumel - 2,  
Nr. Gurudwara, S.G. Highway,  
Badakdev, Ahmedabad - 54.  
Mob.: +91 79 40037222

## BANGALORE

SIMPOLO GALLERY  
#79 /1 & 144 /1-9, Kalkere Main Road,  
Horamavu Village, Bangalore - 560 043.  
Tele.: +91 80 65462222, 65363333  
Mob.: +91 99002 31333

## BHOPAL

SHRI GORAJI MARBLE  
Plot No 91 - A, Airport Main Road,  
Near SBI Bank, Bhopal.  
Mob.: +91 84629 40479,  
+91 81093 44201

## COCHIN

SIMPOLO GALLERY  
1X/600 A-A1, NH Bypass,  
Vyasali Bus Stop, Chakkraparambu,  
Cochin - 682 032.  
Mob.: +91 93493 39938

## ERNAKULAM

KAITHRAN BUILD WARE  
1X/600 C Kurumassery - 683 579.  
Ernakulam, Kerala.  
Tele.: +91 484 2267784  
Mob.: +91 94473 01945

## GURGAON

SIMPOLO GALLERY  
Simpolo House,  
C-1, South City,  
Gurgaon - 122 001.  
Tele.: +91 124 4278820

## SECUNDERABAD

CERAMIC INC.  
HNO#4/70/37,  
Adarsh Nagar, Nagole,  
Hyderabad.  
Tele.: +91 40 65694040 / 5050

## JAIPUR

GUPTA TILES  
76, Rathl Nagar, Gajsinghpura,  
Gopalpura Bypass,  
Jaipur, Rajasthan.  
Mob.: +91 94133 84900

## KALABURAGI

SIMPOLO  
Sy. No. 71 Bilgundi Gardens,  
Behind Kharge Petrol Pump,  
Sedam Ring Road Circle,  
Kalaburagi - Karnataka.  
Mob.: +91 89709 41000

## MUMBAI

SIMPOLO GALLERY  
Unit No.: 203, 2nd Floor,  
Morya Land Mark 2,  
Near Infinity Mall, Link Road,  
Andheri (W), Mumbai - 400 053  
Tel.: +91 22 40167131

## AGRA

ARAVALI CERAMICS COMPANY  
(SIMPOLO GALLERY)  
NH. 2, Mauja Kuberpur,  
Near Reliance Petrol Pump,  
Tehsil Etmadpur, Agra.  
Mob.: +91 99971 77711

## BARODA

SIMPOLO MARKETING  
29, Dhanlaxmi Complex,  
Opp. Manglaya Hall,  
Near Airport Char Rasta,  
Harni Road, Baroda.  
Mob.: +91 99749 60603

## BHUBANESWAR

CERAMIC WORLD  
602, Rasulgrah,  
Opp. Kochilei Market,  
Cuttack Road,  
Bhubneswar.  
Mob.: +91 92384 99102

## CUTTACK

CERAMIC SALES CORPORATION  
Plot No.1650/2792,  
Gopalpur, NH - 5,  
Cuttack - 753 001.  
Mob.: +91 92384 99114

## GANDHIDHAM

SIMPOLO GALLERY  
Sec. 1-A, Plot 91, First Floor,  
Gandhidham (Kutch).  
Mob.: +91 94267 37808

## HIMMATNAGAR

CERAMIC GALLERY  
Sankalp Complex,  
Samlaji Highway,  
Near Collage, Motupura,  
Himmatnagar.  
Mob.: +91 99798 93772, +91 99798 75772

## HYDERABAD

CERAMIC INC.  
Solanki Plaza, 8-2-293/K/307,  
Kamalapuri Colony,  
Opp. Green Bawarchi Hotel,  
Hyderabad - 500 073.  
Tele.: +91 40 23334040  
Mob.: +91 90000 18041

## JAORA

SHUBH MARBLE AND GRANITE,  
30, Industrail Area,  
Jaora (M.P.).  
Mob.: +91 98275 62933

## KOLHAPUR

CHANDWANI CERAMIC  
Opp. Hotel Shivtara,  
Kolhapur Sangli Road  
Shrioli Plot No.65/6, Shrioli.  
Tele.: +91 98220 42900

## NASHIK

THE CERAMIC STUDIO  
Shop No.18, Business Bay,  
Shrihari Kute Marg,  
Tidke Colony, Mumbai Naka,  
Nashik - 422 002.  
Mob.: +91 88477 88888

## AURANGABAD

VIJAY HOUSE OF FLOORINGS  
9, Ajmera Towers,  
Below Bank of Baroda,  
Garkheda,  
Aurangabad - 431 005.  
Mob.: +91 92724 84848

## BHAVNAGAR

H. F. INTERIORSS  
Plote No.36 , "Anjaney", Ground Floor,  
Beside D.B. Bath , Nr. Kaliyabid Water tank,  
Opp. Victoriya Park, Bhavnagar.  
Tele.: +91 278 2560215 / 16  
Mob.: +91 99099 93244

## CHIKHLI

PRUTHVI ENTERPRISE  
Chikhli Bilimora Road,  
Chikhli,  
Dist. Navsari.  
Tele.: +91 2634 231200  
Mob.: +91 98251 79455

## DHULIYA

VIRAJ CERAMICS  
87/6, Opp. Hotel Sheetal,  
Parola Road, Balapur,  
Dhule - 424 001.  
Mob.: +91 98501 80401

## GOA (Margao)

SILVER TRADE LINKS  
Shop No.17, Desai Residential  
& Commercial Complex,  
Dongorwado, Near Nehru Stadium,  
Fatorda, Margao - Goa.  
Tele.: +91 832 2741160  
Mob.: +91 93723 34339

## HUBLI

KOLIWAD MARBLE AND GRANITE  
Near Manickbag Showroom,  
P.B. Road, Vidhyanagar,  
Hubli.  
Tele.: +91 836 2372580 / 4252580

## INDORE

PARAG  
Race Course Road,  
Indore.  
Fax: +91 731 2547598  
Tele.: +91 731 2535659 / 60

## JODHPUR

SUN - DEEP TILES  
E-73, Kalptaru Shopping Center,  
Shastri Nagar,  
Jodhpur - 342 001.  
Mob.: +91 96720 11000

## KOLKATA

SIMPOLO GALLERY  
Ground Floor, D.B.52,  
Salt Lake City, Sector 1,  
Kolkata - 700 064.  
Mob.: +91 90733 53728

## NEW DELHI

TECHNO STONE  
Khasra No. 12, Fatehpur Beri,  
Chattarpur Mandir Road,  
Opp. Narayani Devi Charitable Dispnsary &  
Canara Bank, New Delhi - 110 074.  
Tele.: +91 11 65456660

## NEPAL

JJ MARBLE HOUSE  
G.P.O Box No. 56,  
14/389, Tokha Road,  
Kathmandu, Nepal.  
Ph: +977 14381218

## PUNE

SRI PARAM MARKETING  
Vasant Vastu, Ground Floor,  
Near Saubhagya Mangal Karyalay,  
Near City International School,  
Maharshi Nagar, Pune - 37.  
Mob.: +91 90280 11200 / 300

## RATLAM

CERAMIC CRAFT  
17, College Road,  
Ratlam, (M.P.)  
Mob.: +91 94251 03719

## SRI GANGANAGAR

PHOOL CHAND MILL STORE  
Lakkar Mandi, Ganesh Talkies Road,  
Sri Ganganagar.  
Mob.: +91 94140 88743, +91 97828 44424

## THRISSUR

CLASSIC SANITARY EMPORIUM  
Br. Classic Buildware,  
11/ 479-A, Kalothumpady,  
Irinjalakuda, Thrissur,  
Kerala.  
Mob.: +91 98472 10693

## TRIVANDRUM (Kerala)

TARA SANITARY WARES AND TILES  
Goodwill Tower,  
Pattom Plamooddy Road,  
Pattom, Trivandrum,  
Kerala - 695 004.  
Mob.: +91 9447055212

## PATNA

FUTURE COM  
Opp. Zakir Hussain Institute,  
Near Variety Restaurant,  
Kumhrar Main Road,  
Kankarbagh, Patna - 800 020.  
Tele.: +91 02993500

## RAJKOT

SIMPOLO GALLERY  
Govardhan Society,  
Opp. Hill Burg App.,  
Nr. Golden Super Market,  
Vidhyakunj Main Road, Rajkot.  
Mob.: +91 78744 74448

## SANGAMNER

CERAMIC CENTER  
Opp. Barf Karkhana,  
Mathurabai Nagar, Kasara Dumala,  
Akola Road, Sangamner. (M.H.)  
Mob.: +91 95616 13633

## SURAT

SIMPOLO IMPEX  
10 & 11, Shivam Complex,  
Nr. State Bank of India, Opp. Vijay Sales,  
Rander Road, Surat.  
Tele.: +91 261 2760787  
Mob.: +91 98257 66254, +91 99796 18009

## THRISSUR

MODERN SANITARY  
Chettupuzha, Building,  
Kuruppam Road, Thrissur,  
Kerala,  
Mob.: +91 487 2442507, 3290468

## VELLORE

KEWAL CHAND VINODTH KUMAR,  
"Ambalal Lifestyles",  
Perumugai,  
Vellore - 632 009.  
Mob.: +91 87545 93375

## PALAKKAD

M/S. K A V. SHAIK ROWTHER  
31/671 Market Road,  
Palakkad - 678 014,  
Kerala.  
Tele.: +91 491 2502301, 2537771

## RANCHI

PINK CITY MARBLE  
Piska More, Ratu Road,  
Ranchi - 834 005.  
Mob.: +91 94313 51883, +91 94311 70475

## SANGLI

VARDHMAN ENTERPRISE  
213, Sangli Kolhapur Road,  
Opp. Hyundai Showroom,  
Sangli-Ankali.  
Tele.: +91 233 2422022 / 20  
Mob.: +91 90110 93588, +91 89830 93588

## TIRUPUR

NANDHI PIPES  
No.39, Vignesh Nagar,  
Kaikattipudur, Tirupur Main Road,  
Avinashi - 641 654.  
Tele.: +91 4296 275740  
Mob.: +91 94432 83885

## TRICHY

SHRI RANGA AGENCIES  
Shri Ranga Towers,  
No. 9, Royal Road ,  
Cantonment, Trichy,  
Tele.: +91 431 2415751

## CUSTOMER CARE

Toll Free: 1800 233 2223

Cell: +91 75748 62982 / 83

Email: [customercare@simpolo.net](mailto:customercare@simpolo.net)

## Our Representative

AGRA +91 72499 03888  
AHMEDABAD +91 99980 23911  
AURANGABAD +91 93268 99024  
BANGALORE +91 93411 69424  
BAREILLY +91 99114 50586  
BARODA +91 99989 51003  
BHATINDA +91 93572 22303  
BHOPAL +91 93030 23222  
BHUBANESWAR +91 99256 23322  
BHUIJ +91 97252 40551  
BIKANER +91 74348 51099  
BOMBAY +91 93734 64005  
CALICUT +91 93887 83923  
CHANDIGARH +91 93179 95222  
CHENNAI +91 70944 74180  
COCHIN +91 93887 83923  
COIMBATORE +91 70944 74183  
DEHRADUN +91 93586 66607  
DELHI +91 74348 51072  
GOA +91 93723 34339  
GURGAON +91 74348 51091

GUWAHATI +91 74348 51076  
GWALIOR +91 85179 74222  
HUBLI +91 93798 32244  
HYDERABAD +91 93464 64191  
INDORE +91 93000 97056  
JABALPUR +91 93298 27222  
JAIPUR +91 74348 51097  
JALANDHAR +91 93570 32211  
JODHPUR +91 95879 25005  
KALYAN +91 93734 64003  
KANNUR +91 93886 46777  
KANPUR +91 74348 51095  
KOLHAPUR +91 93260 08009  
KOLKATA +91 90733 53728  
LUCKNOW +91 93369 95222  
LUDHIANA +91 93572 22303  
MADURAI +91 70944 74180  
MANGALORE +91 93412 99684  
MIRA ROAD +91 93734 64007  
MORBI +91 99980 23914  
MYSORE +91 93411 69424

NAGPUR +91 93734 64002  
NASHIK +91 93703 71122  
PATNA +91 79032 18106  
PUNE +91 93734 64009  
PONDICHERRY +91 70944 74181  
RAIPUR +91 99256 23322  
RAJKOT +91 99980 23910  
RANCHI +91 73600 66902  
SILIGURI +91 90733 53733  
SIRSA +91 93151 11717  
SURAT +91 95588 14899  
THRISSUR +91 93877 12233  
TIRUNELVELI +91 70944 74185  
TRIVANDRUM +91 93493 39938  
TRICHY +91 70944 74182  
UDAIPUR +91 74348 51100  
VASI +91 93734 64003  
VIJAYAWADA +91 93466 08791  
VISAKHAPATNAM +91 93966 35554